

Series 900

Pressure Balance Shower by Shower Set

1.001267

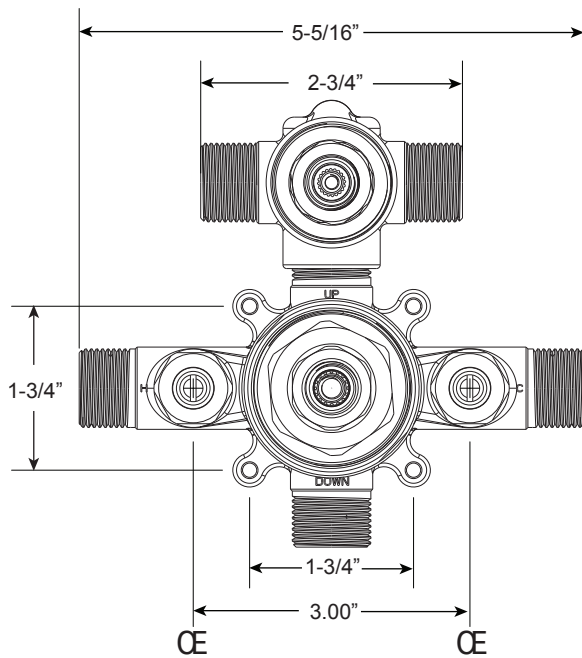
(1.001267T - Trim Only)

Seville Handle

16 pt.

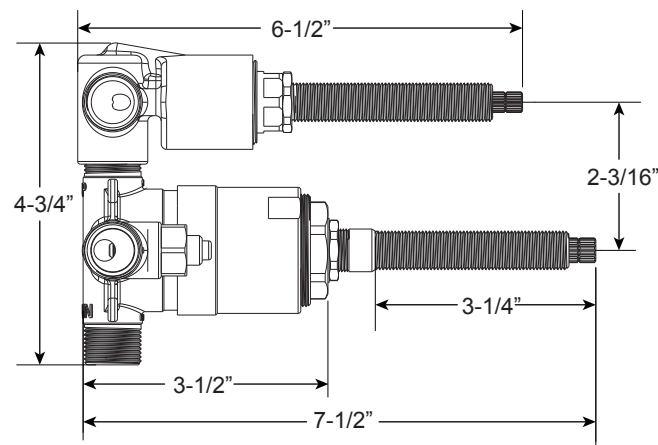
FEATURES:

- Forged brass construction
- Valve cartridge 18.30.893
- Diverter cartridge: 18.30.898
- Adjustable hot limit safety stop
- Reversible cartridge
- 4.5 GPM @ 45 PSI
- Certified to meet or exceed the following codes and standards:
ASME A112.18.1/CSAB 125.1-2012



FRONT VIEW

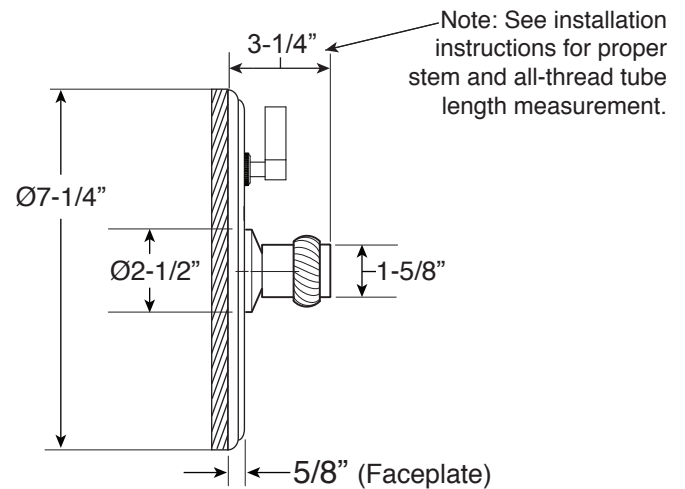
SIDE VIEW



**Note: Stem and all-thread tube will be sent with handle trim.*

Please Note:

Must purchase the two desired shower components separately. See current catalog for shower component options.



* Current valve in use:
Circa 4/2014 - present
Contact Customer Service
for Older Versions

** For additional information on
cartridges or extension kits,
see 'Rough Valving' section
in current catalog.

Note: Measurements are subject to change. No responsibility is assumed for use of superseded or voided pages.

Pressure Balance Shower by Shower Set

Please Note:

1.001267

Must purchase the two desired shower components separately.

Seville Handle

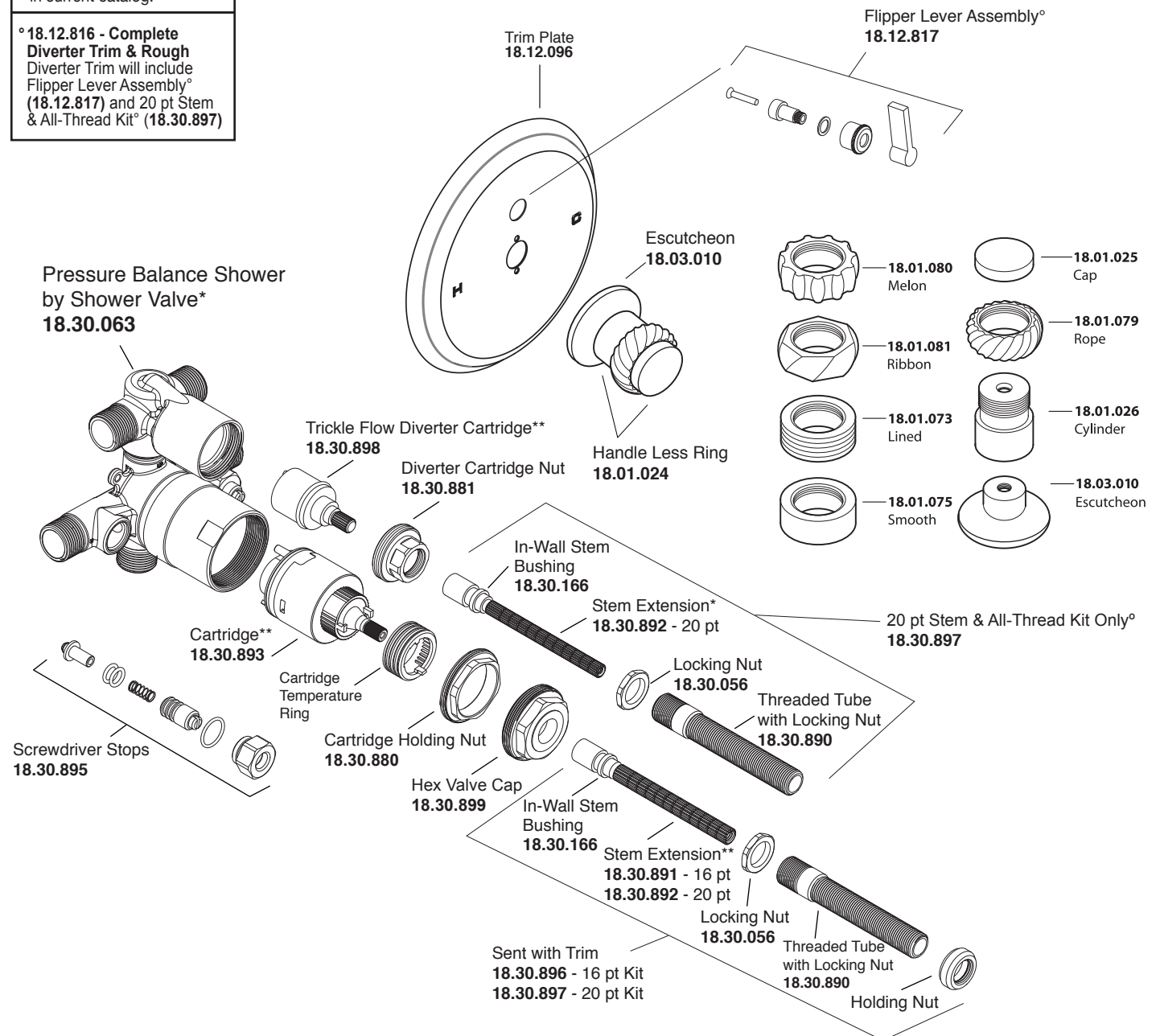
See current catalog for shower component options.

16pt.

* Current valve in use:
Circa 4/2014 - present
Contact Customer Service
for Older Versions

** For additional information on
cartridges or extension kits,
see 'Rough Valving' section
in current catalog.

° 18.12.816 - Complete
Diverter Trim & Rough
Diverter Trim will include
Flipper Lever Assembly°
(18.12.817) and 20 pt Stem
& All-Thread Kit° (18.30.897)



Note: Measurements are subject to cancellation. No responsibility is assumed for use of superseded or voided pages.