



INVISIBLE DRAIN

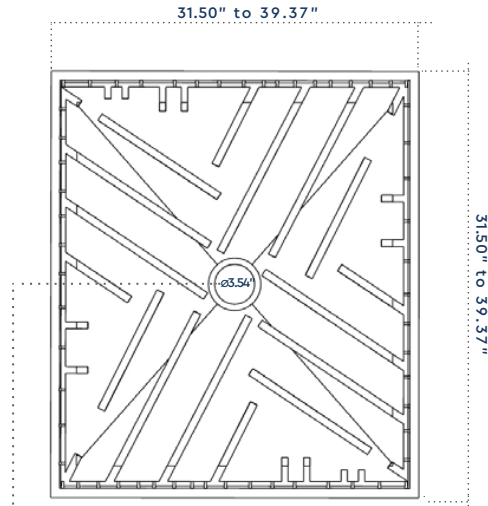
Specifications

Height: 0.78"

Material: high performance polyurethane

Sizes: 32" x 36" | 32" x 40" | 36" x 36" | 36" x 40" | 40" x 40"

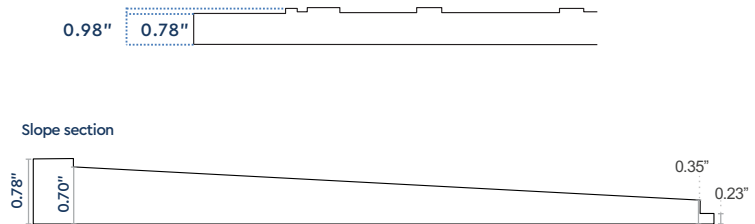
Top view




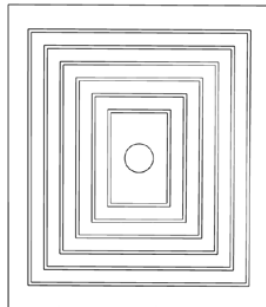
Size:	SKU:	Measurement:
32" x 36"	55.100.32.36 VO	31.50" x 35.43"
32" x 40"	55.100.32.40 VO	31.50" x 39.37"
36" x 36"	55.100.36.36 VO	35.43" x 35.43"
36" x 40"	55.100.36.40 VO	35.43" x 39.37"
40" x 40"	55.100.40.40 VO	39.37" x 39.37"

Position of the drain:
CENTRAL Slopes $\geq 2\%$

Side View



Bottom View



It has dovetail-shaped grooves to improve the thinset tile adhesive anchoring.

IMPORTANT: Installer must verify all rough-in dimensions prior to installation and consult local and national codes. Conformity and compliance to local and national codes are the responsibility of the installer. Dimensions are subject to Manufacturer's tolerance and change without notice. We can assume no responsibility for use of superseded or void data.



INVISIBLE DRAIN

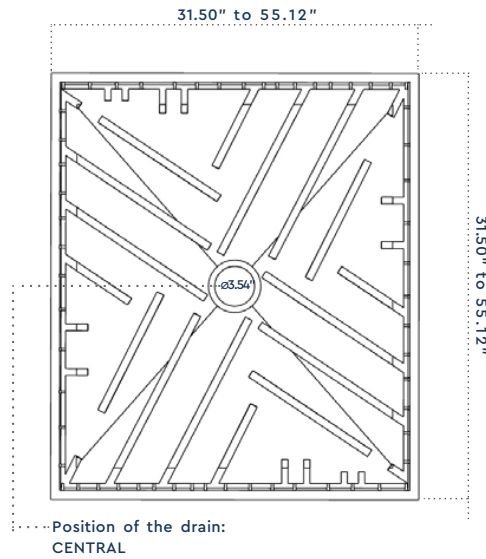
Specifications

Height: 0.78"

Material: high performance polyurethane

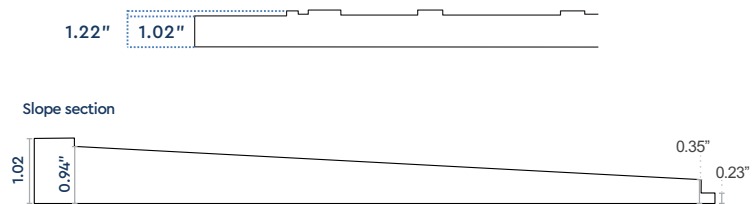
Sizes: 32" x 48" | 32" x 55" | 36" x 48" | 36" x 55" | 40" x 48" | 40" x 55"

Top view Slopes $\geq 2\%$


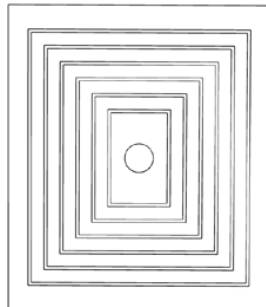


Size:	SKU:	Measurements:
32" x 48"	55.100.32.48 VO	31.50" x 47.24"
32" x 55"	55.100.32.55 VO	31.50" x 55.12"
36" x 48"	55.100.36.48 VO	35.43" x 47.24"
36" x 55"	55.100.36.55 VO	35.43" x 55.12"
40" x 48"	55.100.40.48 VO	39.37" x 47.24"
40" x 55"	55.100.40.55 VO	39.37" x 55.12"

Side View



Bottom View



It has dovetail-shaped grooves to improve the thinset tile adhesive anchoring.

IMPORTANT: Installer must verify all rough-in dimensions prior to installation and consult local and national codes. Conformity and compliance to local and national codes are the responsibility of the installer. Dimensions are subject to Manufacturer's tolerance and change without notice. We can assume no responsibility for use of superseded or void data.