



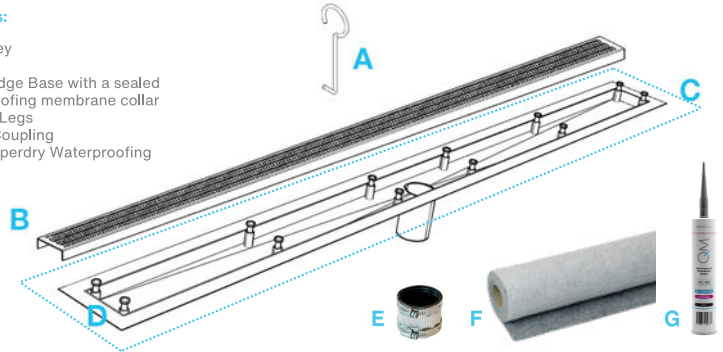
# DelmarSeries FLANGE EDGE BASE

## Flange Edge Base | Modern Waterproofing:

- Stainless Steel: Grate: 16 gauges.  
Base: 18 gauges = 1.2 mm
- Base Designed for modern waterproofing methods.
- Complete kit for seamless installation.
- Enhance protection with Superdry Waterproofing Membrane.
- Grate can be removed completely for cleaning.

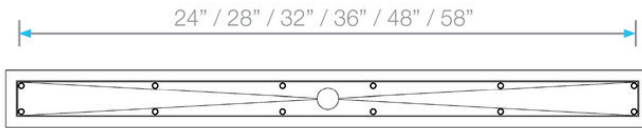
### Kit Includes:

- A Lifting Key
- B Grate
- C Flange Edge Base with a sealed waterproofing membrane collar
- D Leveling Legs
- E No-hub Coupling
- F 32 ft2 Superdry Waterproofing
- G Sealant

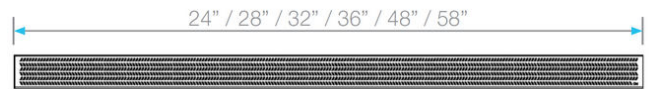


## Specifications

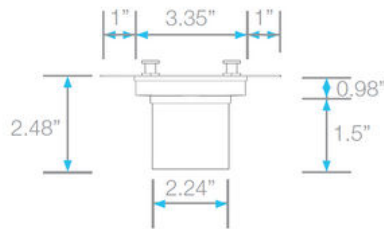
C Base - Top View



B Grate - Top View



Base - Side View



Grate - Side View



## Complete Kits

KAI



Satin	24"	33.200.24F ST	●
	28"	33.200.28F ST	●
	32"	33.200.32F ST	●
	36"	33.200.36F ST	●
	48"	33.200.48F ST	●
	58"	33.200.58F ST	●

Black	24"	33.200.24F BK	●
	28"	33.200.28F BK	●
	32"	33.200.32F BK	●
	36"	33.200.36F BK	●
	48"	33.200.48F BK	●
	58"	33.200.58F BK	●

Bronze	24"	33.200.24F BZ	●
	28"	33.200.28F BZ	●
	32"	33.200.32F BZ	●
	36"	33.200.36F BZ	●
	48"	33.200.48F BZ	●
	58"	33.200.58F BZ	●

Polished	24"	33.200.24F PS	●
	28"	33.200.28F PS	●
	32"	33.200.32F PS	●
	36"	33.200.36F PS	●
	48"	33.200.48F PS	●
	58"	33.200.58F PS	●

Gold	24"	33.200.24F GD	●
	28"	33.200.28F GD	●
	32"	33.200.32F GD	●
	36"	33.200.36F GD	●
	48"	33.200.48F GD	●
	58"	33.200.58F GD	●

Note: Installer must verify all rough-in dimensions prior to installation and consult local and national codes. Conformity and compliance to local and national codes are the responsibility of the installer. Dimensions are subject to manufacturers tolerance and change without notice. We can assume no responsibility for use of superseded or voided data. [Contact us if you have any question at: techsupport@qm-us.com](mailto:techsupport@qm-us.com)