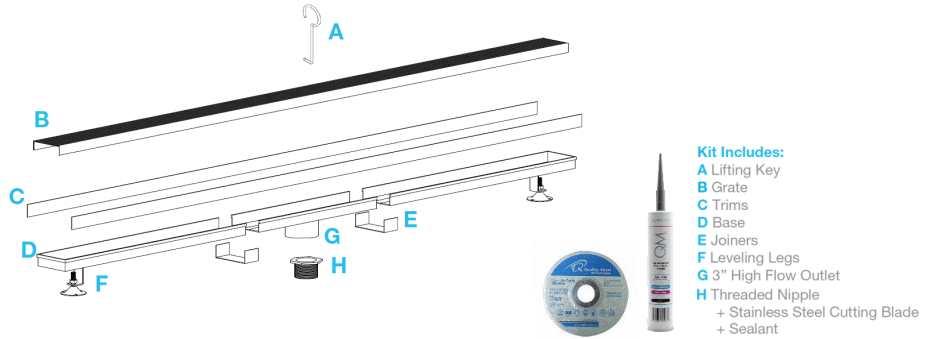


DelmarSeries ADJUSTABLE LINEAR DRAIN 3" HIGH FLOW OUTLET

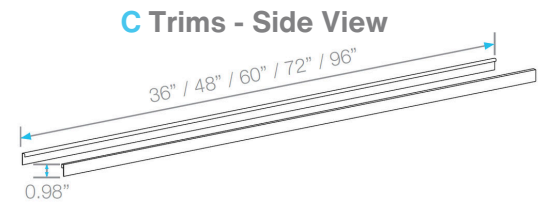
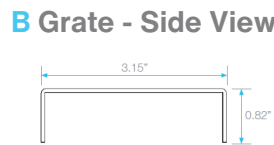
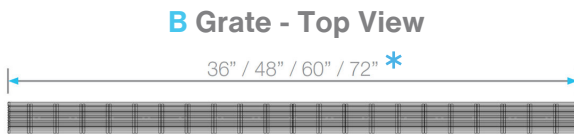
Adjustable Base | Traditional Waterproofing:

- Stainless Steel Gauges: Wedgewire grate: 8 gauges for Edge Bars and 9 gauges for Inside Bars.
- Base: 18 gauges = 1.2 mm.
- Grate can be removed completely for cleaning.
- Adjustable is intended for use with traditional waterproofing methods.



- Kit Includes:**
- A Lifting Key
 - B Grate
 - C Trims
 - D Base
 - E Joiners
 - F Leveling Legs
 - G 3" High Flow Outlet
 - H Threaded Nipple
+ Stainless Steel Cutting Blade
+ Sealant


Specifications



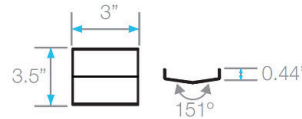
D Base - Side View



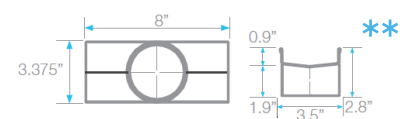
Top View



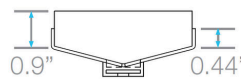
E Joiner - Side & Top View



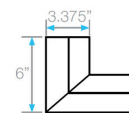
G 3" Outlet - Side & Top View



Base End Cap - Side View



Corner - Top View



- * 96" kit has two 48" grates.
72" kit in black, gold and bronze have two 36" grates.
- ** 72" and 96" Kits include two outlets, two pair of joiners and two adapters.

Complete Kits

WEDGEWIRE



Bronze	36"	33.610.36HF BZ	●
	48"	33.610.48HF BZ	●
	60"	33.610.60HF BZ	●
	72"	33.610.72HF BZ	●
	96"	33.610.96HF BZ	●

Satin	36"	33.610.36HF ST	●
	48"	33.610.48HF ST	●
	60"	33.610.60HF ST	●
	72"	33.610.72HF ST	●
	96"	33.610.96HF ST	●

Polished	36"	33.610.36HF PS	●
	48"	33.610.48HF PS	●
	60"	33.610.60HF PS	●
	72"	33.610.72HF PS	●
	96"	33.610.96HF PS	●

Black	36"	33.610.36HF BK	●
	48"	33.610.48HF BK	●
	60"	33.610.60HF BK	●
	72"	33.610.72HF BK	●
	96"	33.610.96HF BK	●

Gold	36"	33.610.36HF GD	●
	48"	33.610.48HF GD	●
	60"	33.610.60HF GD	●
	72"	33.610.72HF GD	●
	96"	33.610.96HF GD	●