



ENGINEERING EXCELLENCE

Installation Guide

Deckmount Pot-Filler:

- 2AM700
- 2MT700

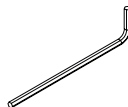
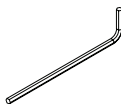
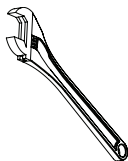
This product meets the following standards:

- ASME A112.18.1
- ANSI A117.1
- ANSI / NSF 61, SECTION 9
- CUPC / IAPMO LISTED / ADA COMPLIANT
- CONTAINS NO MORE THAN 0.25% WEIGHTED AVERAGE LEAD CONTENT



Thank you for purchasing this Pioneer quality product.

Tools Required



Adjustable
Wrench

Teflon Tape

Rags

3/32" Allen
Wrench

1/16" Allen
Wrench

Prior to Installation

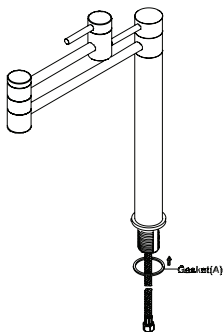
- Observe all local plumbing and building codes before you begin installation.
- Carefully shut off cold water supply.
- Plug the sink drain with a soft cloth to prevent intrusion of debris or the loss of any parts.
- Pioneer reserves the right to make changes in the design of faucets without notice.

Faucet Installation

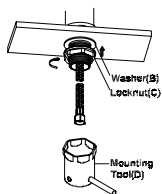
- Caution:- Do not hold both swivel arms to avoid any damage when install the pot-filler.
- 1. Ensure to place gasket(A) underneath of faucet to form watertight seal.
- 2. Guide the faucet through mounting hole. Slide the washer(B) from beneath the mounting surface. Install the locknut(C) with the help of mounting tool(D).
- 3. Apply teflon tape to outlet of supply stop(F).
- 4. Use faucet inlet supply hose to connect to supply stop(F). You may need adapter(not included) if supply stop outlet size is not 3/8" compression.
- 5. Remove the aerator(G) from the spout by turning counter-clockwise. Turn on supply stop(F). Check of any leaks. Make sure all the connection are secure. Open both handles. Flush and allow water to run at full flow for at least one minute. Turn off water. Replace the aerator(G).

Faucet Installation Drawing

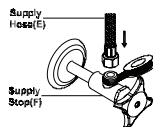
1



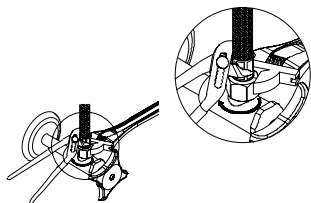
2



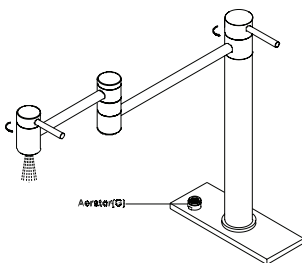
3



4



5



For more care information or trouble shooting inquiries about your Pioneer Product, please see the contact information on the back page.



ENGINEERING EXCELLENCE

3325 S. Garfield Ave. | Commerce, CA 90040
Telephone: (800) 338-9468 | (323) 888-8873 | Fax: (323) 888-9515
Hours: M - F, 7:30am to 5:00pm PST
www.pioneerind.com