


STARBURST MSVB-302SB



*ADA compliant

FEATURES

- 16-gauge type 304 stainless steel

TECHNICAL INFORMATION

- External dimension: 20.25" L x 13.25" W x 3.75" D
- Basin dimension: 20" L x 13" W x 2.5" D

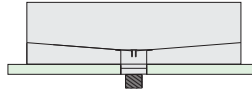
FINISHES

- Satin Brushed stainless steel

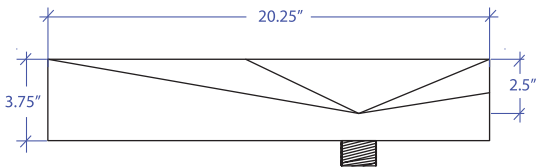
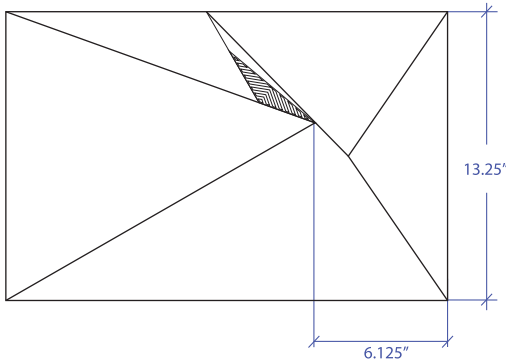
INSTALLATION OPTIONS

- Top-mount

INSTALLATION TYPE



Top-mount



PROJECT INFORMATION

| | | | |
|-----------|-----|-----|--|
| Project | | | |
| Date | / / | QTY | |
| Specifier | | | |
| Contact | | | |
| Note | | | |