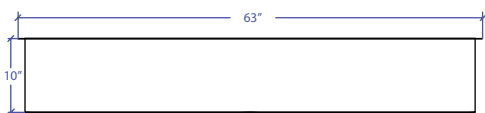
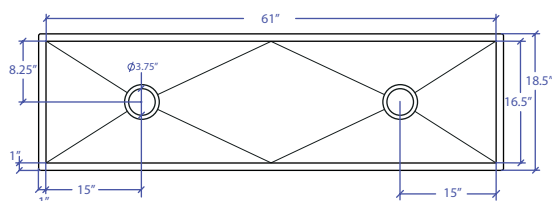


WORKSTATION MUWS-661GDSB



INDUSTRY'S ONLY STAINLESS STEEL SINK DESIGNED SPECIFICALLY TO BE FLUSH-MOUNTED



• FEATURES

- 16-gauge type 304 stainless steel
- 5-gauge 304 stainless steel rim

• TECHNICAL INFORMATION

- External dimension: 63" Lx18.5" Wx10" D
- Basin dimensions: 61" Lx16.5" Wx10" D
- Rim width: 1"
- Rim thickness: 1/4"
- Rim Corner: 1/4" round

• FINISHES

- Gold PVD Satin Brushed stainless steel

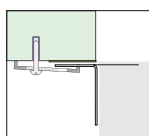
• INSTALLATION OPTIONS

- Under-mount

• MINIMUM CABINET SIZE (I.D.)

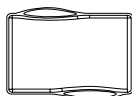
- Under-mount 65"

• INSTALLATION TYPE



Under-mount

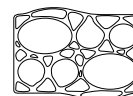
• INCLUDED ACCESSORIES



MWCB-651GDBB
Cutting Board



MWSM-651GDSB
Salad Mixer



MWBM-651GDSB
Bain Marie



MWC-651GDSB
Colander



MWSS-651GDSB
Side Sink

• OPTIONAL ACCESSORIES



MBG-6521GDSB
Basin Grid



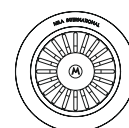
MBG-6521GDSB
Basin Grid



MKD-101GDSB
Strainer



MDC-101GDSB
Disposal Collar



MDC-102GDSB
Disposal Collar

US Patent No. 9,988,799 CA Patent No. 2579506
International Patent Pending

PROJECT INFORMATION			
Project			
Date	/ /	QTY	
Specifier			
Contact			
Note			