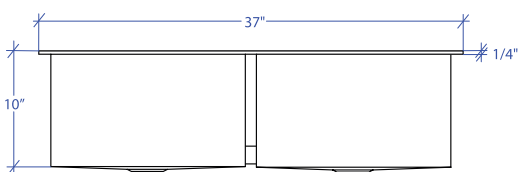
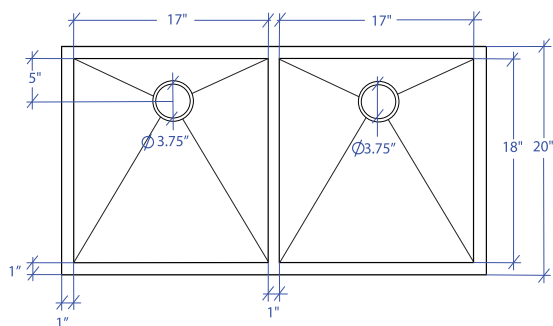


ATELIER MTD-804SB



*Custom ADA compliant sinks are available



• FEATURES

16-gauge type 304 stainless steel
TRI-MOUNT™ installation system

• TECHNICAL INFORMATION

External dimension: 37" L x 20" W x 10" D
Basin dimensions:
Left: 17" L x 18" W x 10" D
Right: 17" L x 18" W x 10" D
Frame width: 1"
Frame thickness: 1/4"

• FINISHES

Satin Brushed stainless steel

• INSTALLATION OPTIONS

Flush-mount
Drop-In
Under-mount

• MINIMUM CABINET SIZE (I.D.)

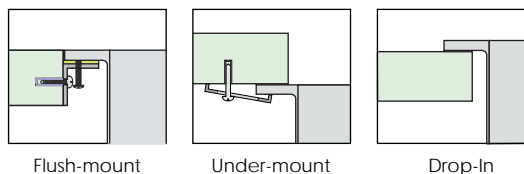
Flush-mount 40"
Drop-In 37"
Under-mount 41"

• INDUSTRY'S ONLY STAINLESS STEEL SINK DESIGNED SPECIFICALLY TO BE FLUSH-MOUNTED

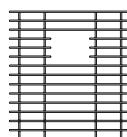
• U.S. PATENT NO. 9,988,799

• CANADIAN PATENT NO. 2579506


• TRI-MOUNT INSTALLATION




• ACCESSORIES



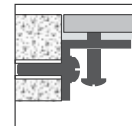
MBG-083SB
Basin Grid



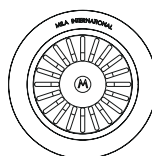
MBG-083SB
Basin Grid



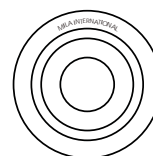
MCB-801BB
Cutting Board



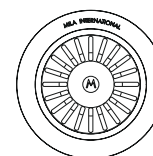
MTK-113AL
Mounting Kit



MKD-101SB
Strainer



MDC-101SB
Disposal Collar



MDC-102SB
Disposal Collar

PROJECT INFORMATION			
Project			
Date	/ /	QTY	
Specifier			
Contact			
Note			