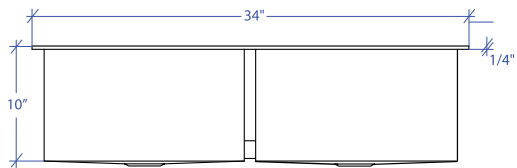
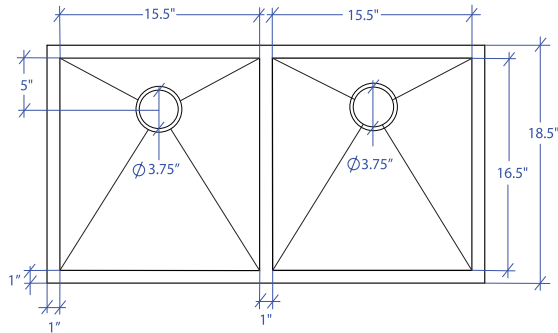


# ATELIER MTD-654SB



\*Custom ADA compliant sinks are available



## • FEATURES

16-gauge type 304 stainless steel  
TRI-MOUNT™ installation system

## • TECHNICAL INFORMATION

External dimension: 34" L x 18.5" W x 10" D  
Basin dimensions:  
Left: 15.5" L x 16.5" W x 10" D  
Right: 15.5" L x 16.5" W x 10" D  
Frame width: 1"  
Frame thickness: 1/4"

## • FINISHES

Satin Brushed stainless steel

## • INSTALLATION OPTIONS

Flush-mount  
Drop-In  
Under-mount

## • MINIMUM CABINET SIZE (I.D.)

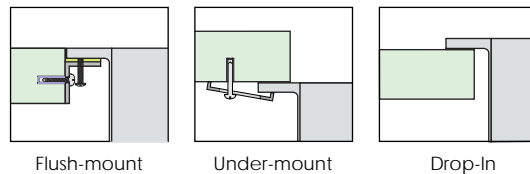
Flush-mount 37"  
Drop-In 34"  
Under-mount 38"

## • INDUSTRY'S ONLY STAINLESS STEEL SINK DESIGNED SPECIFICALLY TO BE FLUSH-MOUNTED

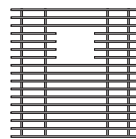
## • U.S. PATENT NO. 9,988,799

## • CANADIAN PATENT NO. 2579506

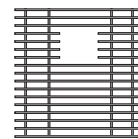
## • TRI-MOUNT INSTALLATION



## • ACCESSORIES



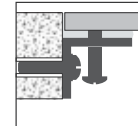
MBG-6503BB  
Basin Grid



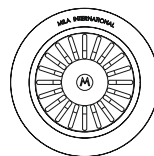
MBG-6503SB  
Basin Grid



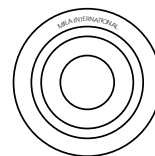
MCB-651BB  
Cutting Board



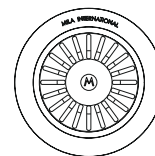
MTK-119AL  
Mounting Kit



MKD-101SB  
Strainer



MDC-101SB  
Disposal Collar



MDC-102SB  
Disposal Collar

PROJECT INFORMATION			
Project			
Date	/ /	QTY	
Specifier			
Contact			
Note			