
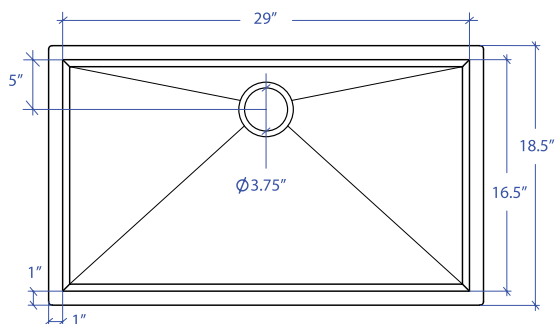


ORION MOUS-655SB



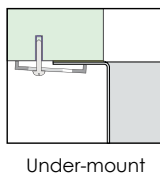
*Custom ADA compliant sinks are available




- **FEATURES**
16-gauge type 304 stainless steel
Bevel basin design
- **TECHNICAL INFORMATION**
External dimension: 31"Lx18.5"Wx10"D
Basin dimensions: 29"Lx16.5"Wx10"D
- **FINISHES**
Gold PVD Satin Brushed stainless steel
- **INSTALLATION OPTIONS**
Under-mount
- **MINIMUM CABINET SIZE (I.D.)**
Under-mount 34"

• US DESIGN PATENT D618,324 S


• DUAL-MOUNT INSTALLATION



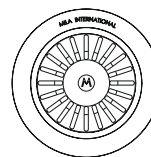
• ACCESSORY OPTIONS



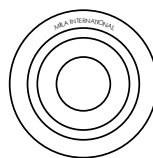
MBG-6511SB
Basin Grid



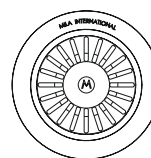
MCB-651BB
Cutting Board



MKD-101SB
Strainer



MDC-101SB
Disposal Collar



MDC-102SB
Disposal Collar

PROJECT INFORMATION			
Project			
Date	/ /	QTY	
Specifier			
Contact			
Note			