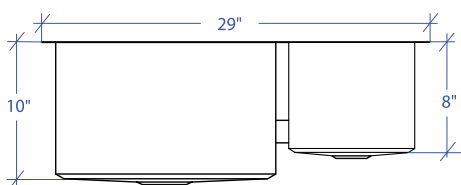
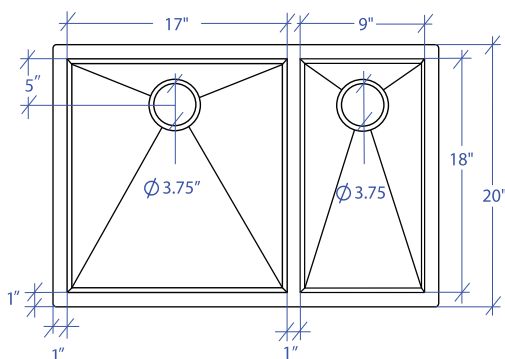


ORION MOUD-802SB



*Custom ADA compliant sinks are available



• FEATURES

16-gauge type 304 stainless steel
Bevel basin design

• TECHNICAL INFORMATION

External dimension: 29"Lx20"Wx10"D
Basin dimensions:
Left: 17"Lx18"Wx10"D
Right: 9"Lx18"Wx8"D

• FINISHES

Satin Brushed stainless steel

• INSTALLATION OPTIONS

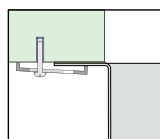
Under-mount

• MINIMUM CABINET SIZE (I.D.)

Under-mount 32"

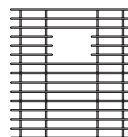
• US DESIGN PATENT D618,324 S

• DUAL-MOUNT INSTALLATION

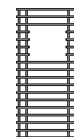


Under-mount


• ACCESSORY OPTIONS



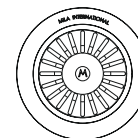
MBG-083SB
Basin Grid



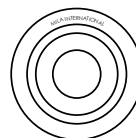
MBG-081SB
Basin Grid



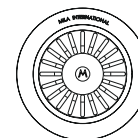
MCB-801BB
Cutting Board



MKD-101SB
Strainer



MDC-101SB
Disposal Collar



MDC-102SB
Disposal Collar

PROJECT INFORMATION			
Project			
Date	/ /	QTY	
Specifier			
Contact			
Note			