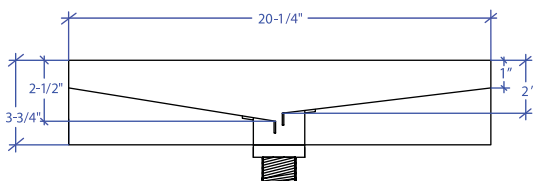
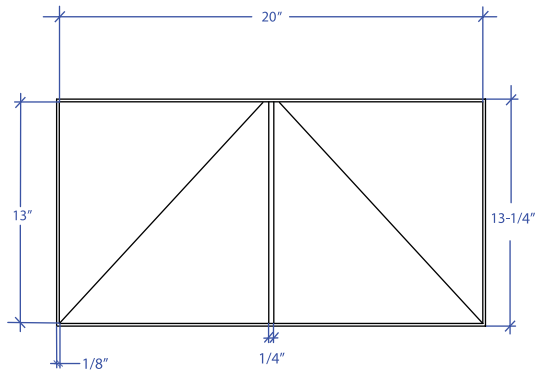


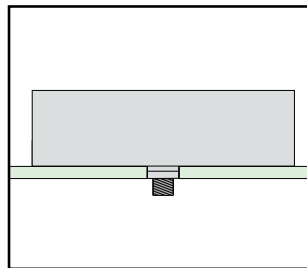
GÜELL MGVB-302SB



*ADA compliant



- **FEATURES**
16-gauge type 304 stainless steel
- **TECHNICAL INFORMATION**
External dimension: 20-1/4"Lx13-1/4"Wx3-3/4"D
Basin dimensions: 20"Lx13"Wx2-1/2"D
- **FINISHES**
Satin Brushed stainless steel
- **INSTALLATION OPTIONS**
Top-mount
- **DUAL-MOUNT INSTALLATION**



Top-mount

PROJECT INFORMATION			
Project			
Date	/ /	QTY	
Specifier			
Contact			
Note			