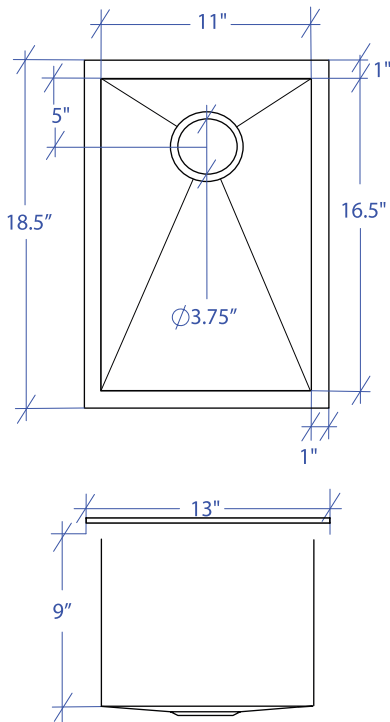


ATELIER MES-651SB



*Custom ADA compliant sinks are available



• FEATURES

16-gauge type 304 stainless steel
TRI-MOUNT™ installation system

• TECHNICAL INFORMATION

External dimension: 13" L x 18.5" W x 9" D
Basin dimensions: 11" L x 16.5" W x 9" D
Frame width: 1"
Frame thickness: 1/4"

• FINISHES

Satin Brushed stainless steel

• INSTALLATION OPTIONS

Flush-mount
Drop-in
Under-mount

• MINIMUM CABINET SIZE (I.D.)

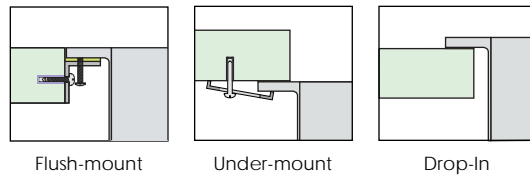
Flush-mount 16"
Drop-in 13"
Under-mount 17"

• INDUSTRY'S ONLY STAINLESS STEEL SINK DESIGNED SPECIFICALLY TO BE FLUSH-MOUNTED

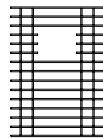
• U.S. PATENT NO. 9,988,799

• CANADIAN PATENT NO. 2579506


• TRI-MOUNT INSTALLATION



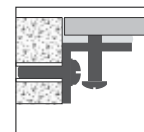
• ACCESSORIES



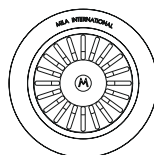
MBG-6515SB
Basin Grid



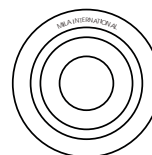
MCB-651BB
Cutting Board



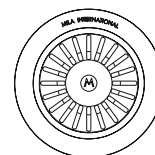
MTK-607AL
Mounting Kit



MKD-101SB
Strainer



MDC-101SB
Disposal Collar



MDC-102SB
Disposal Collar

| PROJECT INFORMATION | | | |
|---------------------|-----|-----|--|
| Project | | | |
| Date | / / | QTY | |
| Specifier | | | |
| Contact | | | |
| Note | | | |

ENTERTAINMENT TRI-MOUNT™