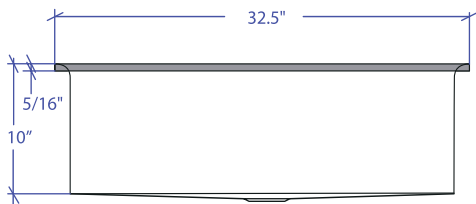
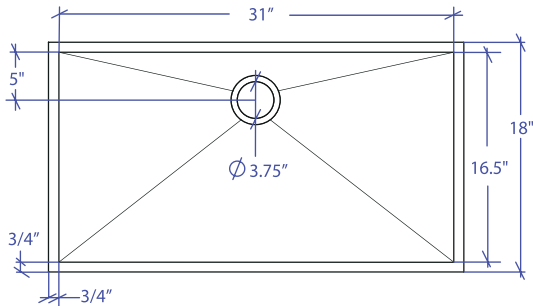


ARC MARFS-656RGSB



*Flush-Mount Installation Kit is included with each sink
*Custom ADA compliant versions are available



• FEATURES

- 16-gauge type 304 stainless steel
- Solid brass under rim support
- 1/4" round profile basin

• TECHNICAL INFORMATION

- External dimension: 32.5"Lx18"Wx10"D
- Basin dimensions: 31"Lx16.5"Wx10"D
- Frame width: 3/4"
- Frame thickness: 5/16"

• FINISHES

- Rose Gold PVD Satin Brushed stainless steel

• INSTALLATION OPTIONS

- Flush-mount

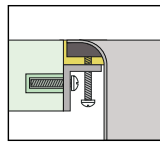
• MINIMUM CABINET SIZE (I.D.)

- Flush-mount 35.5"

• INDUSTRY'S ONLY STAINLESS STEEL SINK DESIGNED SPECIFICALLY TO BE FLUSH-MOUNTED


• INTERNATIONAL PATENT PENDING

• FLUSH-MOUNT INSTALLATION

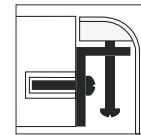


Flush-mount


• ACCESSORIES OPTIONS



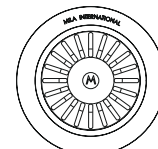
MBG-6514RGSB
Basin Grid



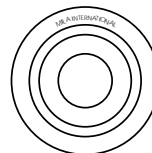
Flush Mount Kit
(Included)
MTK-613AL



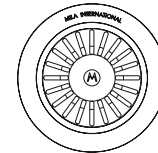
MCB-651BB
Cutting Board



MKD-101RGSB
Strainer



MDC-101RGSB
Disposal Collar



MDC-102RGSB
Disposal Collar

PROJECT INFORMATION			
Project			
Date	/ /	QTY	
Specifier			
Contact			
Note			