

C020-33 UB

FARMHOUSE KITCHEN

DETAILS

Hammered Unlacquered Brass

Installation Type: Undermount

Uses Standard 3.5" Drain

No Overflow

AVAILABLE FINISHES

UB | Satin Unlacquered Brass

AVAILABLE DRAINS

D003 | 3.5" Basket Strainer

D007 | Disposal Flange

INSTALLATION

Drain should be installed first.

DROP-IN: Cut opening large enough for the sink to be "dropped in" to countertop.

UNDERMOUNT: Cuts in countertop are up to the discretion of the installer. Clips or other installation method must be provided by the fabricator/installer.

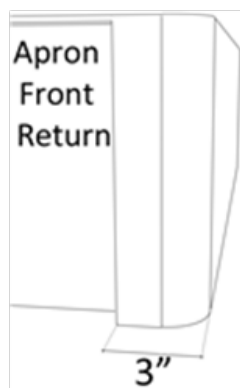
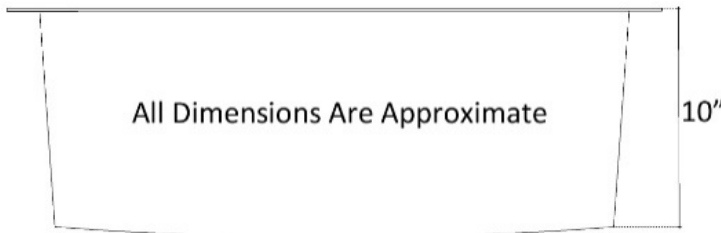
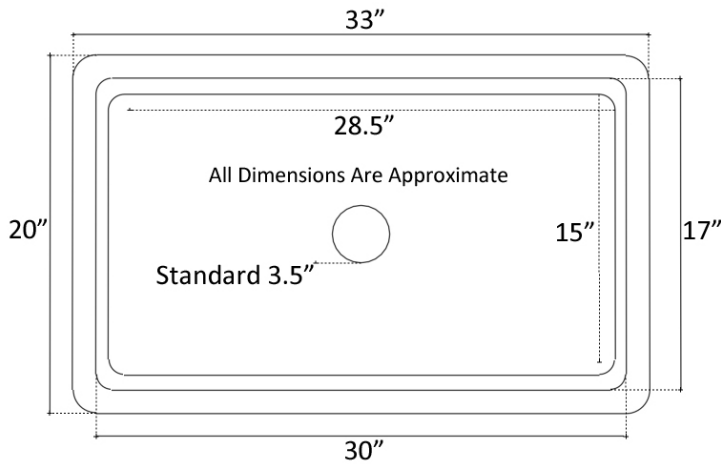
Use 100% silicone to adhere sink to countertop. Clean any excess silicone from sink surface.

CARE

Clean with mild soap. No abrasive chemicals

WARRANTY

Linkasink warranties our product to be free from manufacturing defect for the life of the product. Warranty does not cover abuse.



DIMENSIONS WILL VARY

DO NOT use this sheet as a guide for countertop cuts. Due to the handmade nature of each product, templates are not provided.