

# KALLISTA®

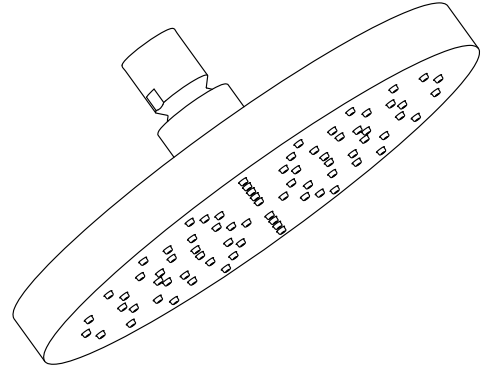
## Foundations by KALLISTA Modern Round 7" Raindome P33297-00

### Features

- High-quality solid-brass construction for durability and reliability
- Single-function spray
- 1.75 gpm (6.6 lpm) maximum flow rate
- Required shower arm sold separately

### Required Products/Accessories

- P32962-00 Modern Round Wallmount Showerhead Arm
- or
- P33008-00 Modern Round 4" Ceiling Mount Arm
- or
- P33009-00 Modern Round 7.5" Ceiling Mount Arm
- or
- P33010-00 Modern Round 15.5" Ceiling Mount Arm



### Codes/Standards








ASME A112.18.1/CSA B125.1  
DOE - Energy Policy Act 1992  
EPA WaterSense®  
California Energy Commission (CEC)

### KALLISTA® Five-Year Limited Warranty

See website for detailed warranty information.

### Available Colors/Finishes

*Color tiles intended for reference only.*

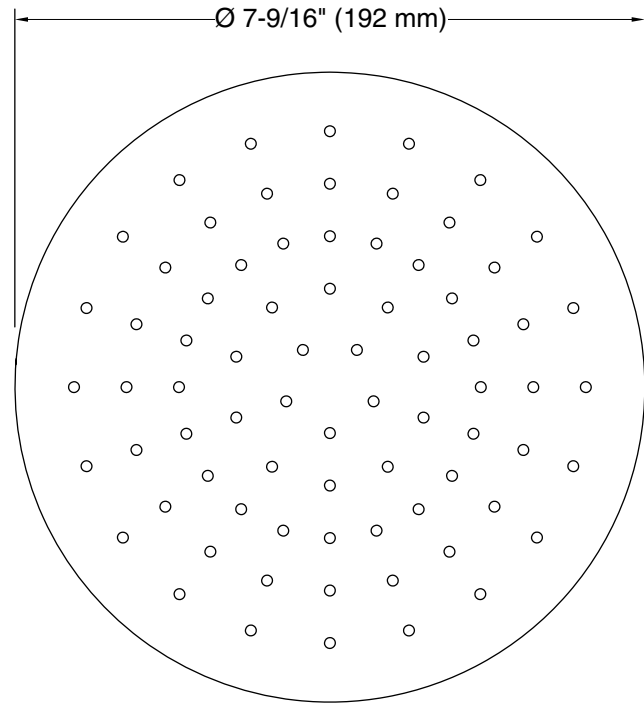
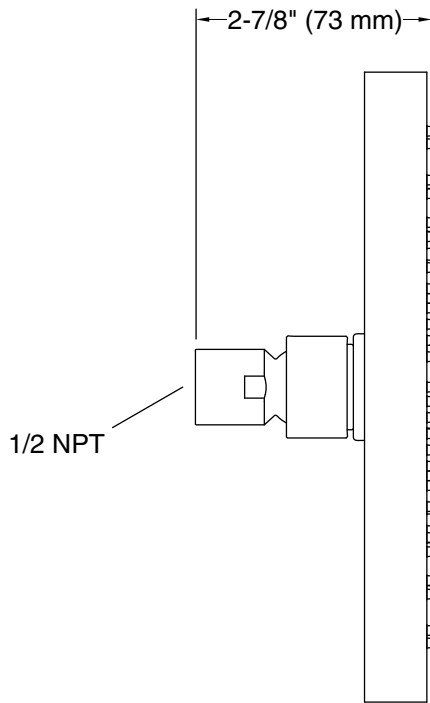
Color	Code	Description
	CP	Polished Chrome
	BL	Matte Black
	BLH	Blush Brass
	PGP	Polished Graphite
	BN	Brushed Nickel
	BGP	Brushed Graphite
	2MB	Brushed Moderne Brass

1-888-4-KALLISTA (1-888-452-5547)

Kallista reserves the right to make revisions without notice to product specifications.

For the most current Specification Sheet, go to [www.kallista.com](http://www.kallista.com).

3-19-2025 20:54 - US/CA



## Technical Information

All product dimensions are nominal.

Shower/Rainhead rated max flow: 1.75 gal/min (6.6 l/min)

## Notes

Install this product according to the installation instructions.