

KALLISTA®

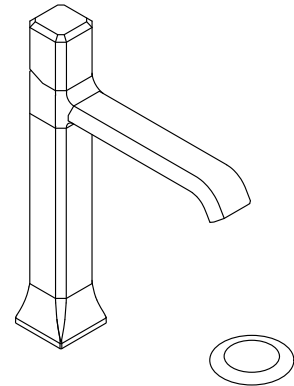
Bezel™ by CRISTINA Rubinetterie Bezel™ Single Control Sink Faucet, Tall Spout, Guatemala Stone Handle P33164-GTM

Features

- High-quality solid-brass construction for durability and reliability
- Knob handle constructed of natural stone
- Faceted knob handle design with precision alignment
- Single-hole installation
- 11-5/16" (287 mm) total height
- 7-13/16" (198 mm) spout height
- Spout reach is 7-5/16" (186 mm)
- 1.2 gpm (4.5 lpm) maximum flow rate
- Includes quiet clicker drain

Recommended Products/Accessories

- P32742-00 Bezel™ 18" Towel Bar
- P32743-00 Bezel™ 24" Towel Bar
- P32744-00 Bezel™ 12" Towel Bar
- P32745-00 Bezel™ Robe Hook
- P32746-00 Bezel™ Toilet Paper Holder



Codes/Standards







ASME A112.18.1/CSA B125.1
NSF/ANSI/CAN 61
NSF/ANSI/CAN 372
DOE - Energy Policy Act 1992
EPA WaterSense®
California Energy Commission (CEC)

KALLISTA® Five-Year Limited Warranty

See website for detailed warranty information.

Available Colors/Finishes

Color tiles intended for reference only.

Color	Code	Description
	CP	Polished Chrome
	BLH	Blush Brass
	BGP	Brushed Graphite
	2MB	Brushed Moderne Brass
	BN	Brushed Nickel
	PGP	Polished Graphite

1-888-4-KALLISTA (1-888-452-5547)

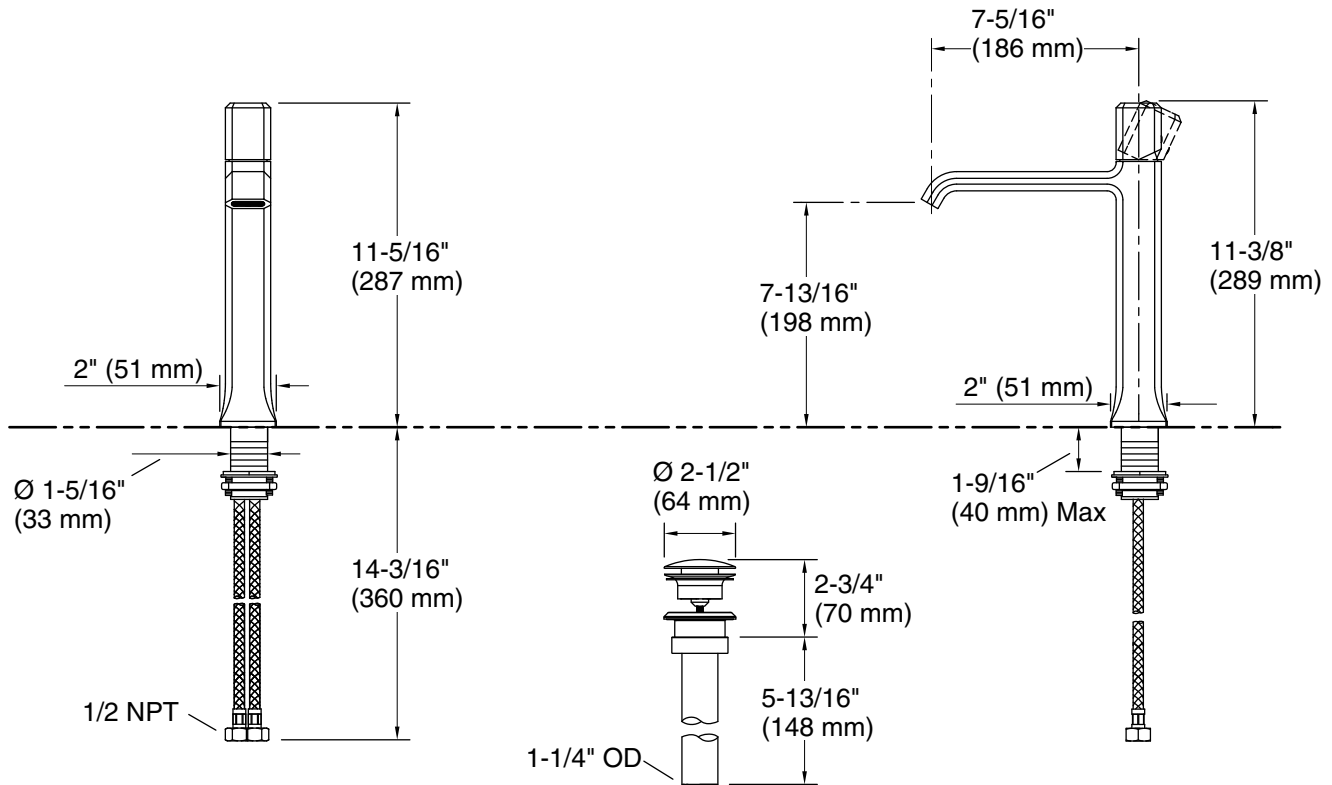
Kallista reserves the right to make revisions without notice to product specifications.

For the most current Specification Sheet, go to www.kallista.com.

1-28-2025 15:45 - US/CA

KALLISTA®

Bezel™ by CRISTINA Rubinetterie Bezel™ Single Control Sink Faucet, Tall Spout, Guatemala Stone Handle P33164-GTM



Technical Information

All product dimensions are nominal.

Faucet flow rate: 1.2 gal/min (4.5 l/min)

Drain included: Yes

Drain with overflow: Yes

Spout:

Spout reach: 7-5/16" (186 mm)

Notes

Install this product according to the installation instructions.