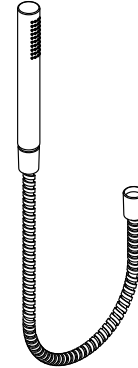


### Features

- High-quality solid-brass construction for durability and reliability
- Includes 59" (1499 mm) hose
- Single-function spray
- Easy-to-clean sprayface resists mineral buildup
- 1.75 gpm (6.6 lpm) handshower flow rate

### Recommended Products/Accessories

- P33387-00 Modern Round Wall Supply Elbow
- P33390-00 Modern Round Slidebar
- P33386-00 Modern Round Wall Bracket with Integrated Supply
- P32939-00 Modern Round Showerhead with Arm
- P33004-00 Aileron™ 24" Towel Bar



### Codes/Standards








- ASME A112.18.1/CSA B125.1
- DOE - Energy Policy Act 1992
- California Energy Commission (CEC)

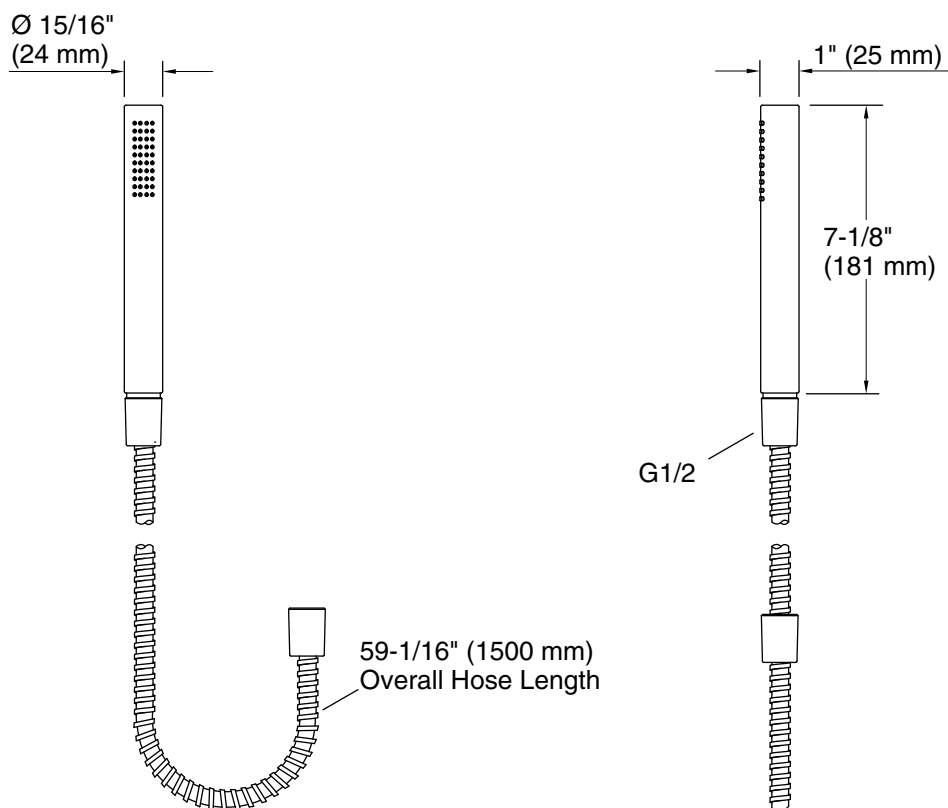
### KALLISTA® Five-Year Limited Warranty

See website for detailed warranty information.

### Available Colors/Finishes

*Color tiles intended for reference only.*

Color	Code	Description
	CP	Polished Chrome
	BL	Matte Black
	BLH	Blush Brass
	BN	Brushed Nickel
	2MB	Brushed Moderne Brass
	PGP	Polished Graphite
	BGP	Brushed Graphite



## Technical Information

All product dimensions are nominal.

Handshower rated max flow: 1.75 gal/min (6.6 l/min)

## Notes

Install this product according to the installation instructions.