

KALLISTA®

One™ by KALLISTA Sink Faucet, Low Spout, Cross Handles P24491-CR

Features

- A selection of products within this collection is in stock and ready to ship. Please visit kallista.com/readytoship for the complete list of Ready-to-Ship products and finishes
- High-quality solid-brass construction for durability and reliability
- Widespread sink faucet for 8" – 16" (203 – 406 mm) centers
- 1.2 gpm (4.5 lpm) maximum flow rate
- Spout reach is 5-5/16" (135 mm)
- Includes soft-touch drain
- Laminar flow
- Lift rod option available for projects

Recommended Products/Accessories

P74234-WO Under-mount Sink, Soft Rectangle with Overflow, Glazed
P24490-LV Sink Faucet, Gooseneck Spout, Lever Handles
P34410-00 Towel Ring
P34407-00 Disc Hook



ADA **CSA B651** **OBC**

Codes/Standards



ASME A112.18.1/CSA B125.1
NSF/ANSI/CAN 61
NSF/ANSI/CAN 372
DOE - Energy Policy Act 1992
EPA WaterSense®
California Energy Commission (CEC)
ADA
ICC/ANSI A117.1
CSA B651
OBC

KALLISTA® Five-Year Limited Warranty

See website for detailed warranty information.

Available Colors/Finishes

Color tiles intended for reference only.

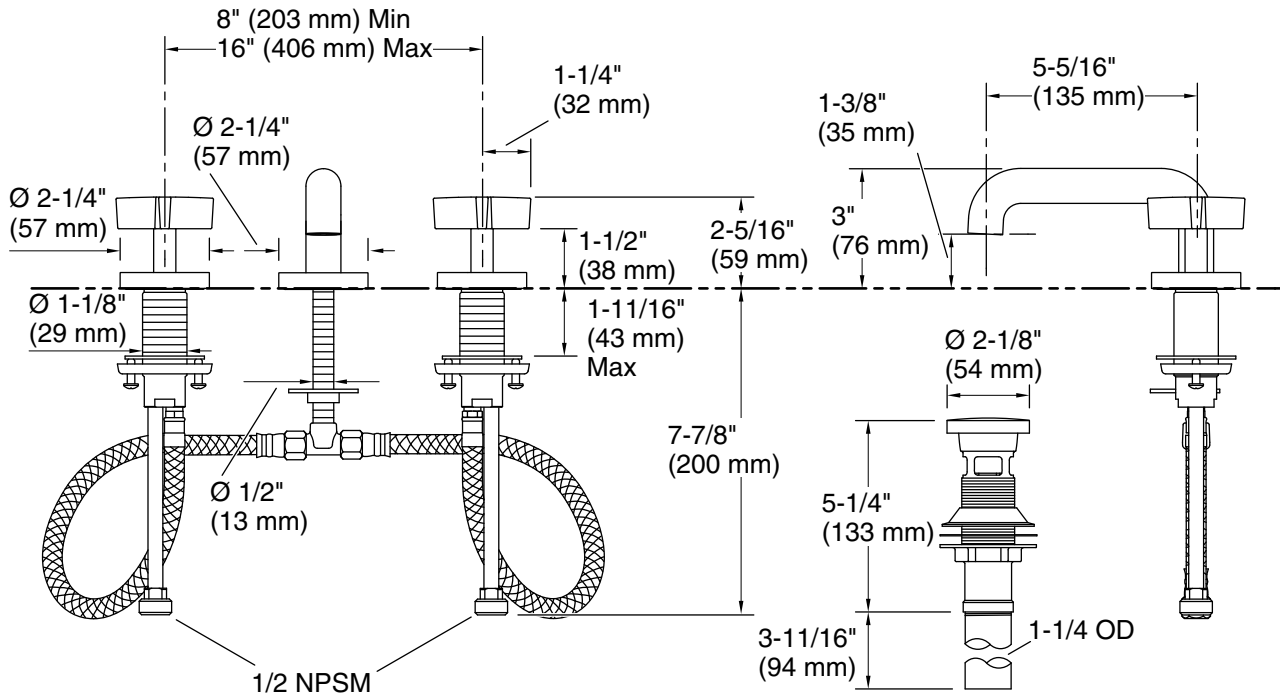
| Color | Code | Description |
|---|------|---------------------|
|  | CP | Polished Chrome |
|  | GN | Gunmetal |
|  | BL | Matte Black |
|  | ULB | Unlacquered Brass |
|  | BAF | Brushed French Gold |
|  | BGP | Brushed Graphite |
|  | BN | Brushed Nickel |

1-888-4-KALLISTA (1-888-452-5547)

Kallista reserves the right to make revisions without notice to product specifications.

For the most current Specification Sheet, go to www.kallista.com.

2-15-2025 21:45 - US/CA



Technical Information

All product dimensions are nominal.

Faucet flow rate: 1.2 gal/min (4.5 l/min)

Drain included: Yes

Drain with overflow: Yes

Spout:

Spout reach: 5-5/16" (135 mm)

Pressure/fixture Supply Requirements

Min flow rate: 1.8 gpm (6.8 lpm)

Notes

ADA, OBC, CSA B651 compliant when installed to the specific requirements of these regulations.