

Features

- High-quality solid-brass construction for durability and reliability
- Spout reach is 7-3/16" (183 mm)
- Required rough-in sold separately
- Diverter, handshower, and handshower trim sold separately
- Unlacquered Brass (ULB) available in North America and the United Kingdom only

Required Products/Accessories

P19303-00 3/4" Ceramic High-Flow Valve System

Recommended Products/Accessories

P24843-00 Wand Dual-Function Handshower with Hose

P21930-00 Contemporary Drain Trim Kit

P34402-00 Towel Bar, 18"



ADA **CSA B651** **OBC**

Codes/Standards

ASME A112.18.1/CSA B125.1

ADA

ICC/ANSI A117.1

CSA B651











OBC

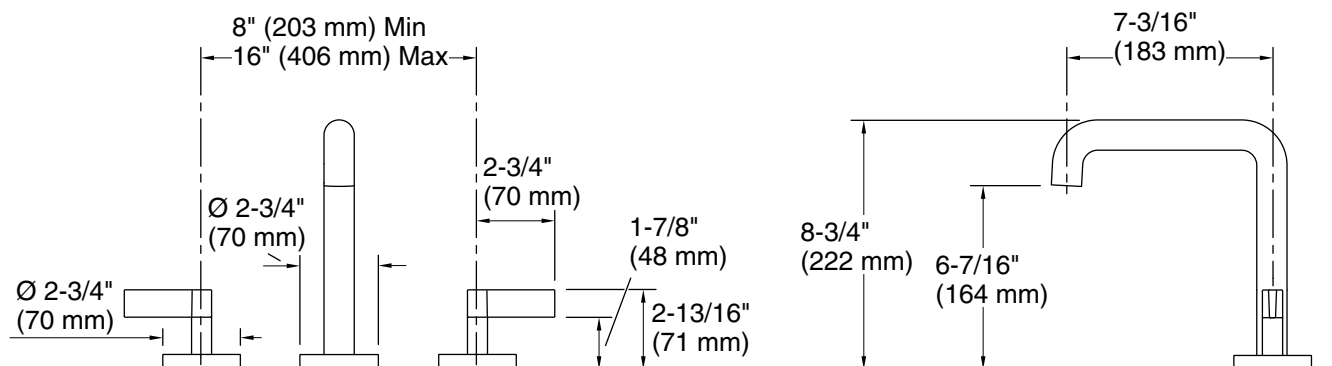
KALLISTA® Five-Year Limited Warranty

See website for detailed warranty information.

Available Colors/Finishes

Color tiles intended for reference only.

Color	Code	Description
	CP	Polished Chrome
	GN	Gunmetal
	BL	Matte Black
	ULB	Unlacquered Brass
	BAF	Brushed French Gold
	BGP	Brushed Graphite
	BN	Brushed Nickel
	PGP	Polished Graphite
	SN	Polished Nickel
	2MB	Brushed Moderne Brass



Technical Information

All product dimensions are nominal.

Faucet flow rate: 9.98 gal/min (37.8 l/min)

Spout:

Spout reach: 7-3/16" (183 mm)

Notes

ADA, OBC, CSA B651 compliant when installed to the specific requirements of these regulations.