

## FEATURES

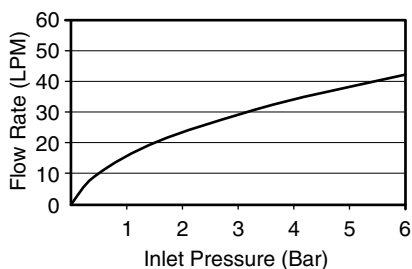
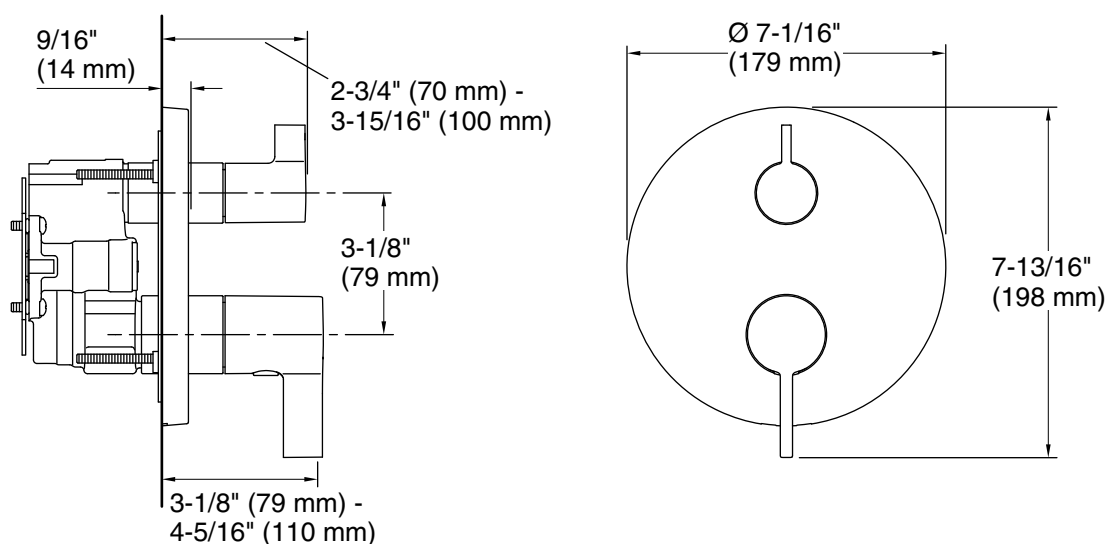
- Solid metal construction for durability and reliability
- High temperature limit button
- Adjustable flow control
- Easy, sealant-free installation
- Two-way outlet allows for bath/shower or shower/handshower applications
- Complements the One collection

## CODES/STANDARDS APPLICABLE

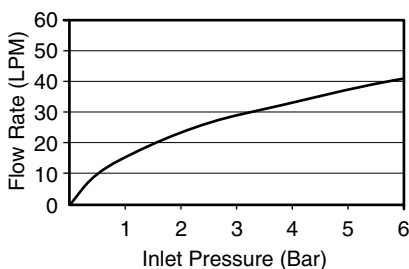
Specified model meets or exceeds the following:

- EN 1111-1998
- QB/T 2806-2006

# P24432T



**Flow Curve for Top Outlet**



**Flow Curve for Bottom Outlet**

**NOTE:** Flow rates are approximate.  
(1 gallon = 3.785 liters, 1 bar = 14.5 psi)

## SPECIFIED MODEL

Model	Description	Finishes
P24432T-LV	One Recessed Bath and Shower Thermostatic Valve Trim, Lever Handle	<input type="checkbox"/> CP Polished Chrome
Required Rough-In		
98699T	Modulo Universal Box	<input type="checkbox"/> NA

We reserve the right to make revisions without notice in the design of products or in packaging unless this right has specifically been waived at the time the order is accepted.