

10" Round Rain Machine

Model #: S210-

FEATURES:

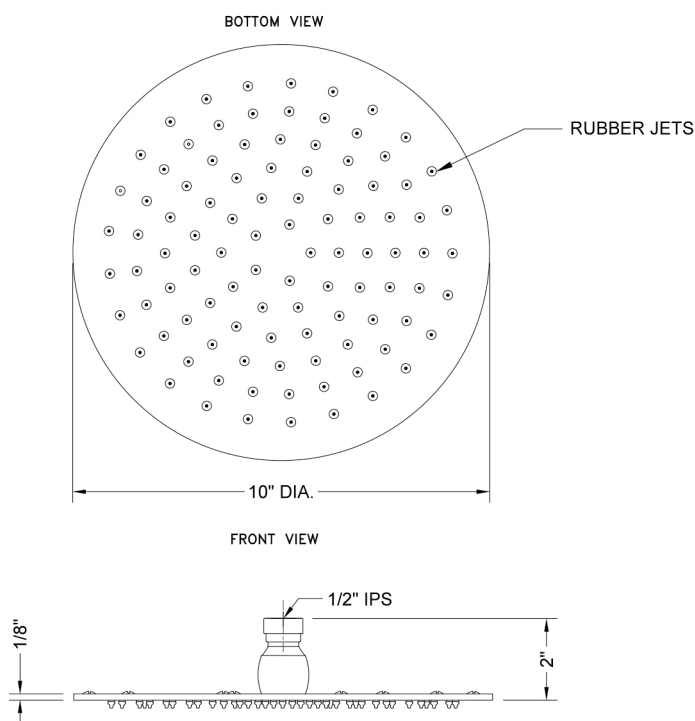
- 1/2" IPS adjustable brass ball joint to adjust angle of showerhead
- 10" diameter all brass body with 100 easy clean rubber jets
- Available flow rates: 2.5, 2.0, 1.75 & 1.5 GPM




AVAILABLE FINISHES:

Polished Chrome (PCH)	Satin Chrome (SC)	Bronze Umber (BU)
Satin Nickel (SN)	Pewter (PEW)	Caramel Bronze (CB)
Polished Nickel (PN)	Antique Brass (AB)	Antique Copper (ACU)
Oil-Rubbed Bronze (ORB)	Polished Brass (PB)	Polished Copper (PCU)
Vintage Bronze (VB)	Satin Brass (SB)	Rose Gold (RG)
Matte Black (MBK)	Satin Gold (SG)	Polished Gold (PG)
Black Nickel (BKN)	Bombay Gold (BG)	Jewelers Gold (JG)
Europa Bronze (EB)	White (WH)	Sedona Beige (SDB)
Tristan Brass (TB)	Unlacquered Brass (ULB)	Satin Cooper (SCU)

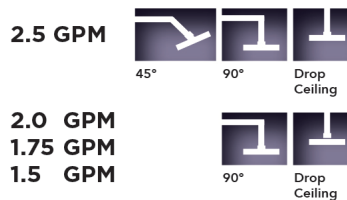
SPECIFICATION DRAWING:



SPRAY PATTERNS:



ANGLES AND FLOW RATES:



COMPLIANCES:

Complies with: ASME A112.18.1-2012/CSA B125.1-12