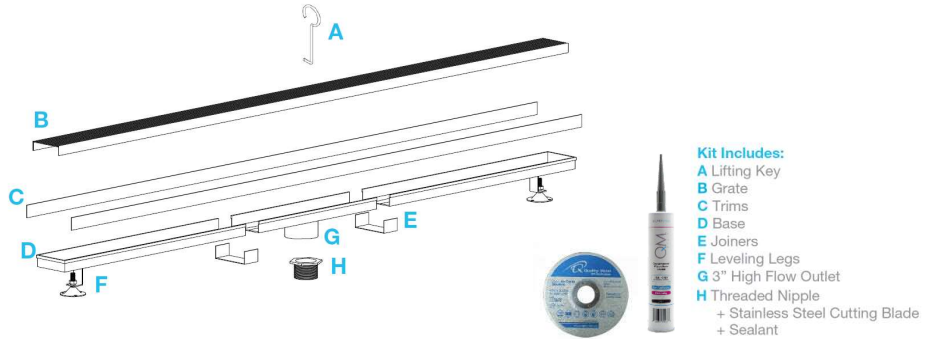


# DelmarSeries ADJUSTABLE LINEAR DRAIN 3" HIGH FLOW OUTLET

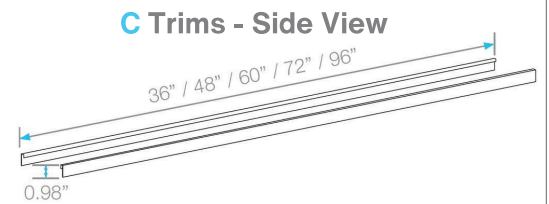
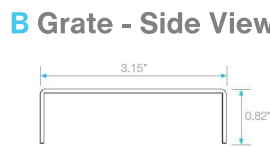
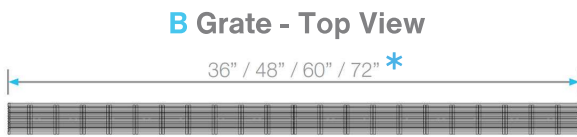
## Adjustable Base | Traditional Waterproofing:

- Stainless Steel Gauges: Wedgewire grate: 8 gauges for Edge Bars and 9 gauges for Inside Bars.
- Base: 18 gauges = 1,2 mm.
- Grate can be removed completely for cleaning.
- Adjustable is intended for use with traditional waterproofing methods.



- Kit Includes:**
- A Lifting Key
  - B Grate
  - C Trims
  - D Base
  - E Joiners
  - F Leveling Legs
  - G 3" High Flow Outlet
  - H Threaded Nipple
- + Stainless Steel Cutting Blade  
+ Sealant


## Specifications



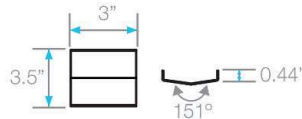
**D Base - Side View**



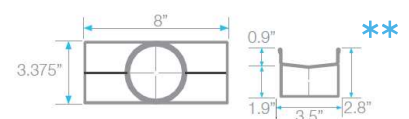
**Top View**



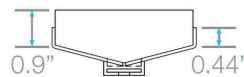
**E Joiner - Side & Top View**



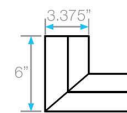
**G 3" Outlet - Side & Top View**



**Base End Cap - Side View**




**Corner - Top View**



- \* 96" kit has two 48" grates.  
72" kit in black, gold and bronze have two 36" grates.
- \*\* 72" and 96" Kits include two outlets, two pair of joiners and two adapters.

## Complete Kits

### WEDGEWIRE



Bronze	36"	33.610.36HF BZ	●
	48"	33.610.48HF BZ	●
	60"	33.610.60HF BZ	●
	72"	33.610.72HF BZ	●
	96"	33.610.96HF BZ	●

Satin	36"	33.610.36HF ST	●
	48"	33.610.48HF ST	●
	60"	33.610.60HF ST	●
	72"	33.610.72HF ST	●
	96"	33.610.96HF ST	●

Polished	36"	33.610.36HF PS	●
	48"	33.610.48HF PS	●
	60"	33.610.60HF PS	●
	72"	33.610.72HF PS	●
	96"	33.610.96HF PS	●

Black	36"	33.610.36HF BK	●
	48"	33.610.48HF BK	●
	60"	33.610.60HF BK	●
	72"	33.610.72HF BK	●
	96"	33.610.96HF BK	●

Gold	36"	33.610.36HF GD	●
	48"	33.610.48HF GD	●
	60"	33.610.60HF GD	●
	72"	33.610.72HF GD	●
	96"	33.610.96HF GD	●