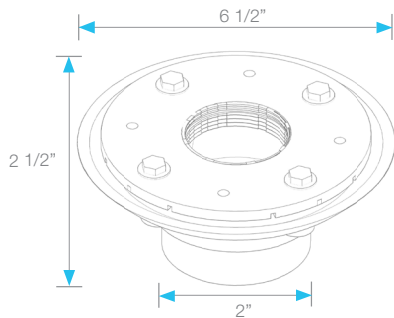


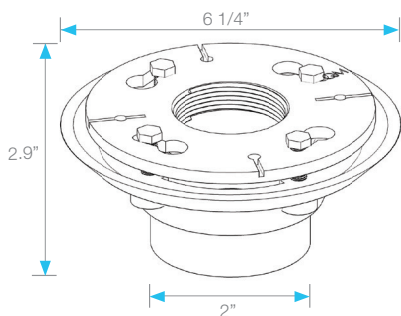
COMPONENTS



Cast Iron Drain Flange

Cast Iron No hub SKU: 83.100.01 | Cast Iron FIP SKU: 83.100.01F

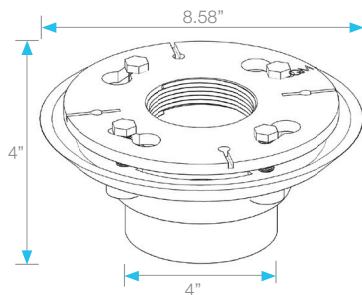
- Clamp down floor drain.
- 2" throat, 2" no hub outlet.
- 6 1/2" overall diameter.
- Waterproofing: PVC/Vinyl liner, Lead/copper pan, Hot mop, Rubber liner, Fiberglass.



PVC/ABS Drain Flange

PVC SKU: 83.100.00 PVC | ABS SKU: 83.100.00 ABS

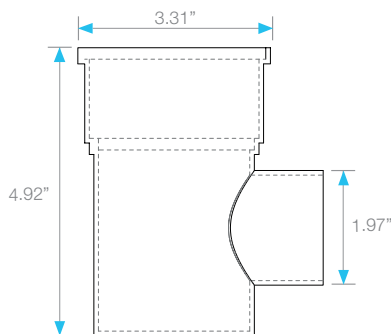
- Clamp down floor drain.
- 2" throat, 2" outlet.
- 6 1/4" overall diameter.
- Waterproofing: PVC/Vinyl liner, Lead/copper pan, Rubber liner, Fiberglass.



3" x 4" PVC Heavy Duty Drain Base with Clamping Ring

3"x 4" PVC Heavy Duty SKU: 83.100.14

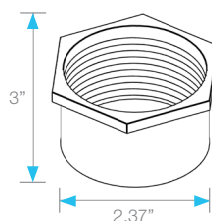
- Clamp down floor drain.
- 3.5" throat, 4" outlet.
- 8.58" overall diameter.
- Waterproofing: PVC/Vinyl liner, Lead/copper pan, Rubber liner, Fiberglass.



QM Side Outlet Drain Flange with Integrated Threaded Adaptor

SKU: 83.100.03

- 3.31" throat, 2" outlet.
- Waterproofing: PVC/Vinyl liner, Lead/copper pan, Rubber liner, Fiberglass.



Adaptor for Schluter® Drain Flange

SKU: 83.100.03

- To be used with Schluter® integrated bounding flange.
- Follow Schluter®-Shower System Installation Instructions.
- Height adjustable.