
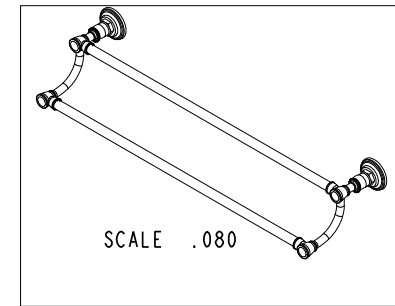
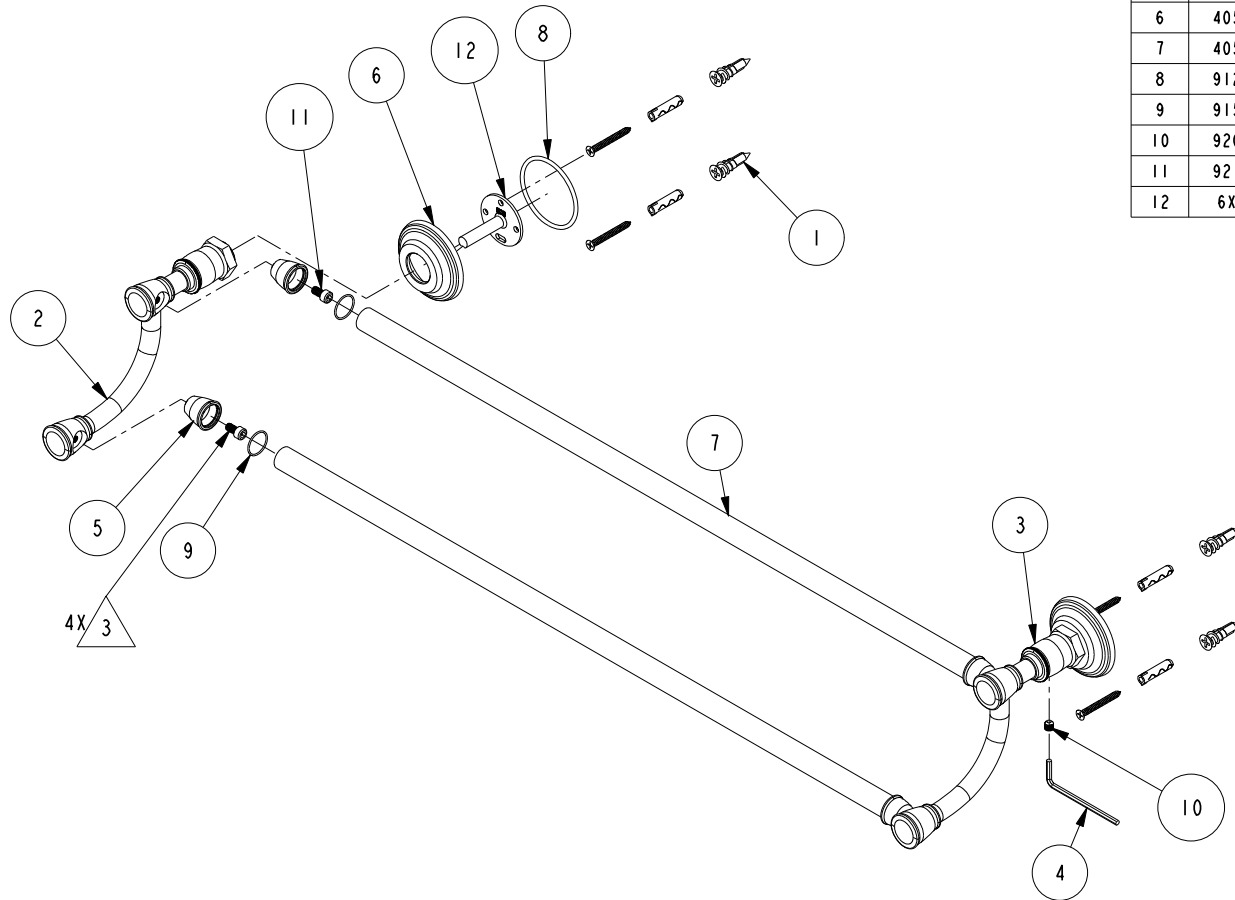


NOTES:

- (N1) 1. FIT / FORM / FUNCTION SHALL FOLLOW PS-E.008.
- (N2) 2. PLACE ITEMS# 1, 4 AND 8 IN SEPARATE BAG.
- (N3)  3 APPLY ADHESIVE LOCTITE 680 AND TIGHTEN TO 15-20 IN-LBS TORQUE

**BILL OF MATERIAL (CURRENT LEVEL)**

ITEM	PT/ASSY	DESCRIPTION	TYPE	QTY.
1	1-206	HARDWARE PACK	ASSEMBLY	2
2	7-714	LH DOUBLE TOWEL BAR BRAZED ASM	ASSEMBLY	1
3	7-715	RH DOUBLE TOWEL BAR BRAZED ASM	ASSEMBLY	1
4	10615	HEX KEY, 3MM ALLOY STEEL	PART	1
5	40531	FINIAL	PART	4
6	40553	ESCUTCHEON	PART	2
7	40554	TOWEL BAR TUBE	PART	2
8	91298	O-RING, #2-134	PART	2
9	91577	O-RING, 1 X 16MM ID, EPDM, 65-75 DURO	PART	4
10	92031	SCRW, M6 X 1 X 6 SKT HD CUP PT SS	PART	2
11	92125	SCRW, 10-24 X 3/8 SKT CAP HD SS	PART	4
12	6XXB	MOUNTING BRACKET	PART	2



-	C	EN-3089	06/30/16	J.M.
-	B	EN-2996	01/04/16	J.M.
-	A	EN-2717	04/04/14	-
-	-	EN-2086	09/01/13	-
ZONE	REV	DESCRIPTION	DATE	APPROVED

COPYRIGHT 2005 BRASSTECH, INC. THESE DRAWINGS AND THE DESIGNS DEPICTED HEREIN ARE THE PROPRIETARY PROPERTY OF BRASSTECH. ANY USE OR REPRODUCTION IS SUBJECT TO THE EXPRESS APPROVAL OF BRASSTECH. UNAUTHORIZED USE IS STRICTLY PROHIBITED. ALL RIGHTS RESERVED.

TESTING	-	-	-
ASSEMBLY	-	-	-
PLATING	-	-	-
POLISHING	-	NEXT ASSY	USED ON
MACHINING	-	APPLICATION	
TOOLING FIXTURE #	REMOVE ALL BURRS AND SHARP EDGES		

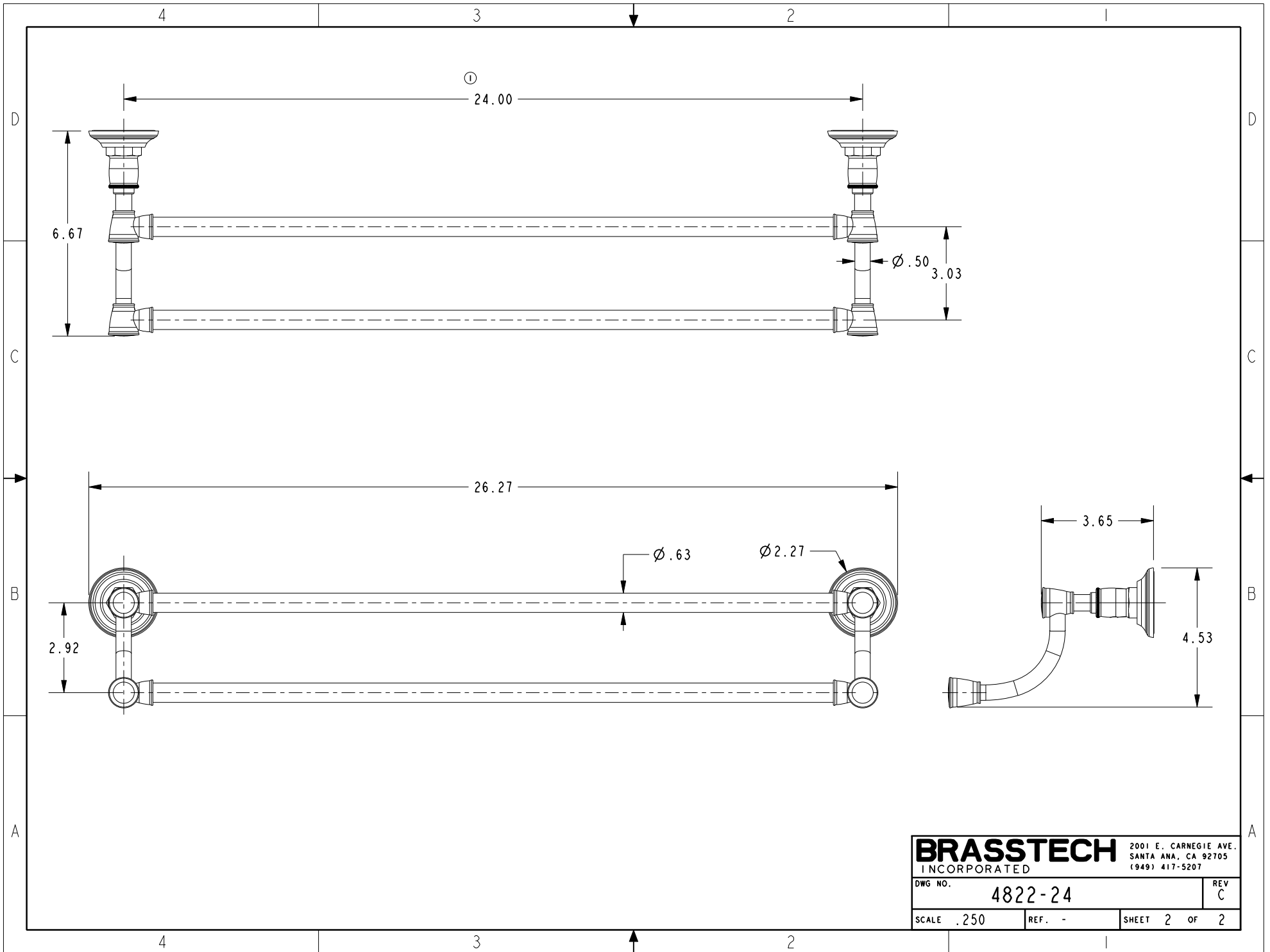
UNITS ARE: INCHES [MM]  
TOLERANCES ARE:  
FRACTIONS DECIMALS ANGLES  
±1/16" .X ±.1 [2.5] ±1°  
.XX ±.06 [1.5]

(X.XXX) DENOTES CRITICAL DIMS.  
ALL THREADS ARE CRITICAL

**BRASSTECH** 2001 CARNEGIE AVE.  
INCORPORATED SANTA ANA, CA 92705  
(949) 417-5207

24" DOUBLE TOWEL BAR

DWG NO.	4822-24	REV	C
SCALE	.200	REF.	-
SHEET	1	OF	2



<b>BRASSTECH</b>		2001 E. CARNEGIE AVE.	
INCORPORATED		SANTA ANA, CA 92705	
		(949) 417-5207	
DWG NO.	4822-24	REV	C
SCALE .250	REF. -	SHEET 2	OF 2