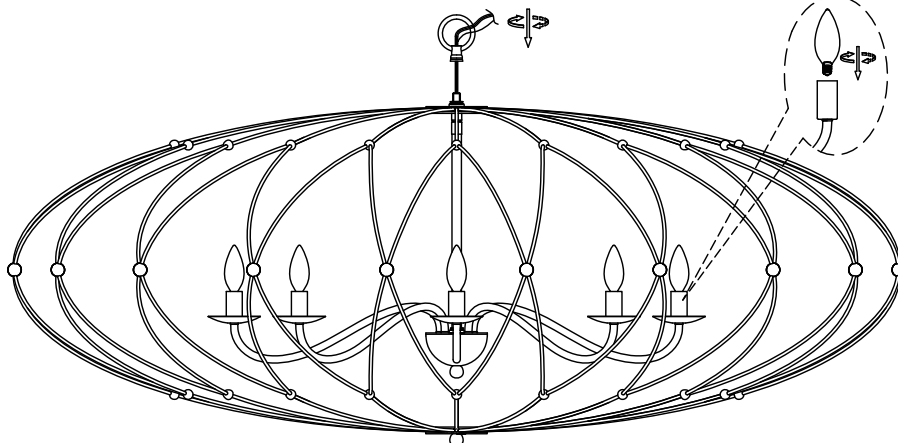

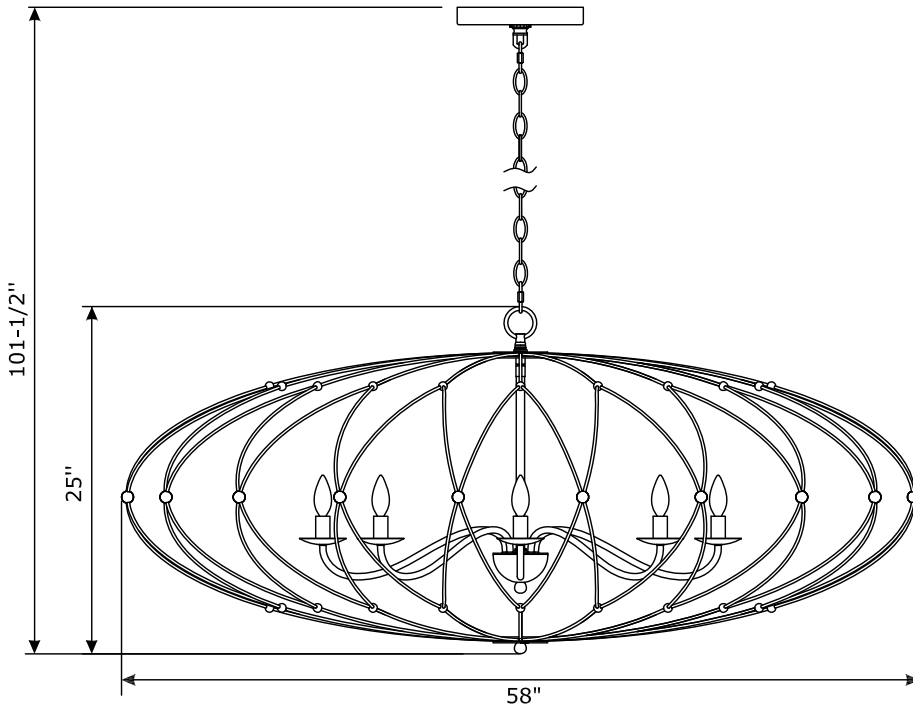


# CRYSTORAMA


LIGHTING THE WAY FOR SIXTY YEARS

ASSEMBLY INSTRUCTION MODEL #ZUC-A9039-EB-GA

Drawing (1)



## WARNING:



All electrical components must be installed by a licensed electrician in accordance with the National Electric Code and the appropriate local electrical codes.



You will need 10-Candelabra  
40 Watts Recommended 60 Watts Max.

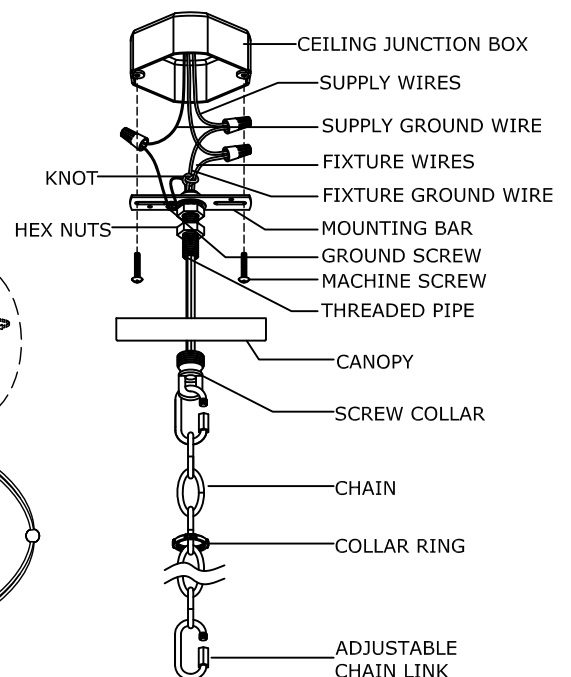
USE LED BULBS FOR EXTENDED USE

THIS FIXTURE IS DRY RATED

## How to Install:

1. Screw the Loop onto the Frame.
2. The canopy of the fixture can now be mounted to the ceiling by following instruction **Drawing 2**.
3. Install the Bulb into the Socket.

Drawing (2)



**⚠ WARNING:** This product can expose you to Lead which is known to the state of California to cause cancer and/or birth defects or reproductive harm. For more information go to [www.P65Warnings.ca.gov](http://www.P65Warnings.ca.gov)

# CRYSTORAMA

LIGHTING THE WAY FOR SIXTY YEARS

ASSEMBLY INSTRUCTION MODEL #ZUC-A9039-EB-GA

## Part Number

### Part Numbers

- A. (1)-Mounting hardware
- B. (1)-Canopy W7"x H1"(XFW9039EBGACAN7IN)
- C. (1)- Collar Ring
- D. (1)-Collar Loop
- E. (2)-Link
- F. (1)-Chain W4.2mm (XFW9030EBGACHA4.2MM)
- G. (1)-Loop
- H. (1)-Frame
- I. (1)-Finial (XFW9039EBGAFIN)

