

# SHADES OF LIGHT

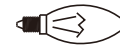
14001 Justice Road • Midlothian, Virginia 23113 • Phone (800) 262-6612 • Fax (804) 665-1465

SHADESOFLIGHT.COM

## MODEL#: JAY-A5006X-MT ASSEMBLY AND DRESSING INSTRUCTIONS



All electrical components must be installed by a licensed electrician in accordance with the National Electric Code and the appropriate local electrical codes.



You will need 8 -Candelabra Base Bulb  
40 Watts Recommended 60 Watts Max.  
USE LED BULBS FOR EXTENDED USE  
THE FIXTURE IS DAMP RATED


### How to Install

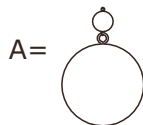
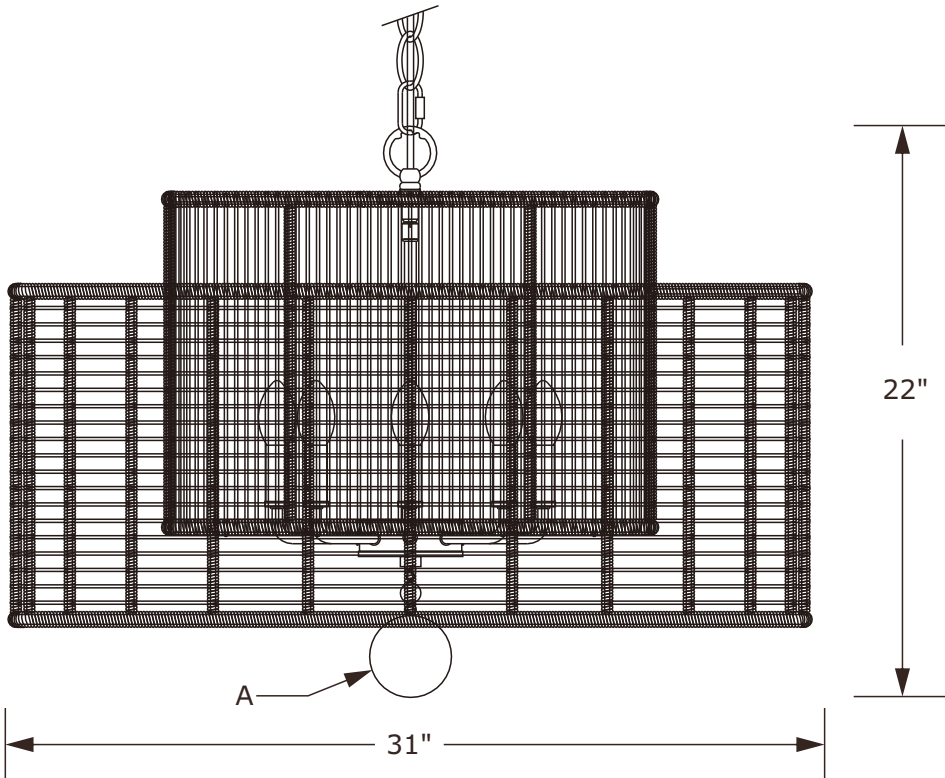
1. Place the candle sleeve onto the socket, and insert recommended bulb (not included).
2. Hang the wood ball "A" onto the bottom of fixture.

### Hangings

A.1 Set. 20mm+80mm

(1)50mm

 **WARNING:** This product can expose you to Lead, which is known to the State of California to cause cancer and/or birth defects or reproductive harm. For more information go to [www.P65Warnings.ca.gov](http://www.P65Warnings.ca.gov).

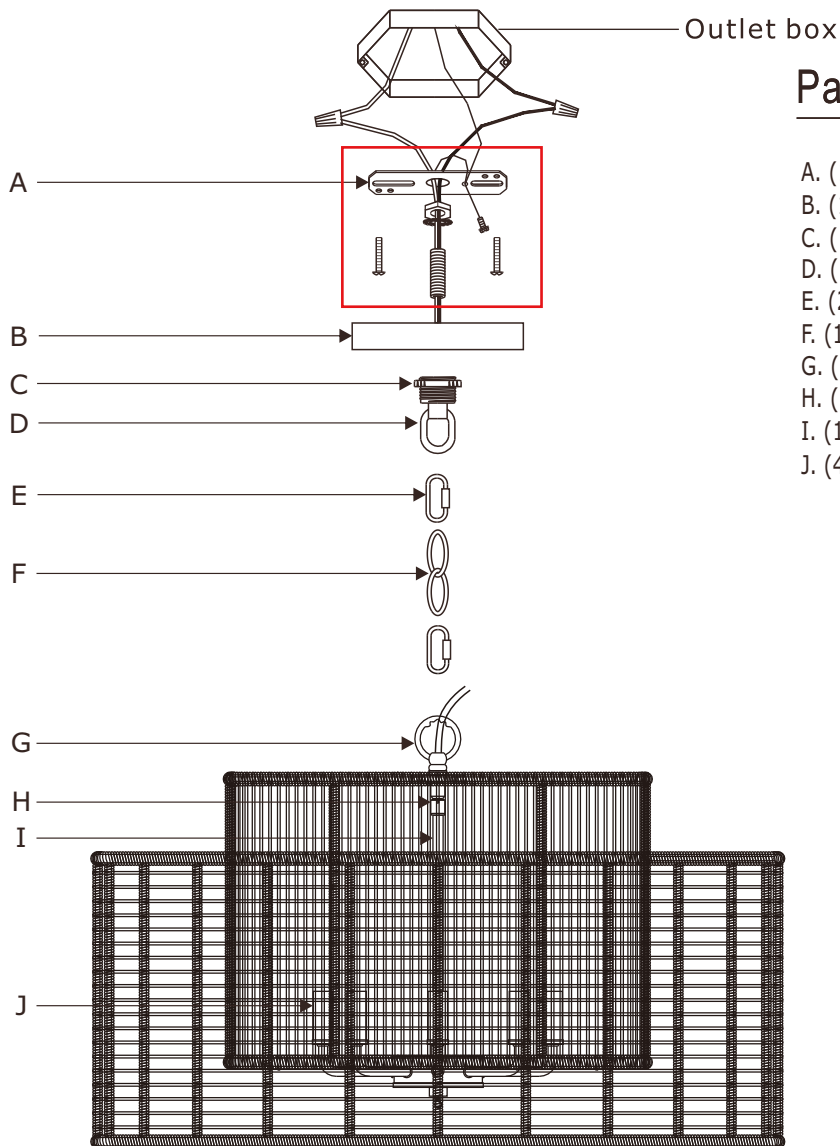


# SHADES OF LIGHT

14001 Justice Road • Midlothian, Virginia 23113 • Phone (800) 262-6612 • Fax (804) 665-1465

SHADESOFLIGHT.COM

## MODEL#: JAY-A5006X-MT ASSEMBLY AND DRESSING INSTRUCTIONS



### Part Number

- A. (1) - Mounting Hardware
- B. (1) - Canopy(W5.1",H1") #XRE5006MTCAN5.1IN
- C. (1) - Collar Ring
- D. (1) - Collar Loop
- E. (2) - Quick Link
- F. (1) - Hanging Chain(72",4mm) #XRE5004MTCHA4MM
- G. (1) - Fixture Loop
- H. (1) - Swivel
- I. (1) - Center Stem(10.8",9.5mm) #XRE5006MTSTEM10.8IN
- J. (4) - Candle Sleeve(W0.87",H3.1") #XRE5006MTCDL3.1IN