

SHADES OF LIGHT

14001 Justice Road • Midlothian, Virginia 23113 • Phone (800) 262-6612 • Fax (804) 665-1465

SHADESOFLIGHT.COM

MODEL#: JAY-A5004X-MT ASSEMBLY AND DRESSING INSTRUCTIONS



All electrical components must be installed by a licensed electrician in accordance with the National Electric Code and the appropriate local electrical codes.



You will need 4 -Candelabra Base Bulb

40 Watts Recommended 60 Watts Max.

USE LED BULBS FOR EXTENDED USE

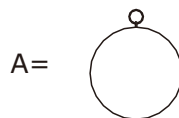
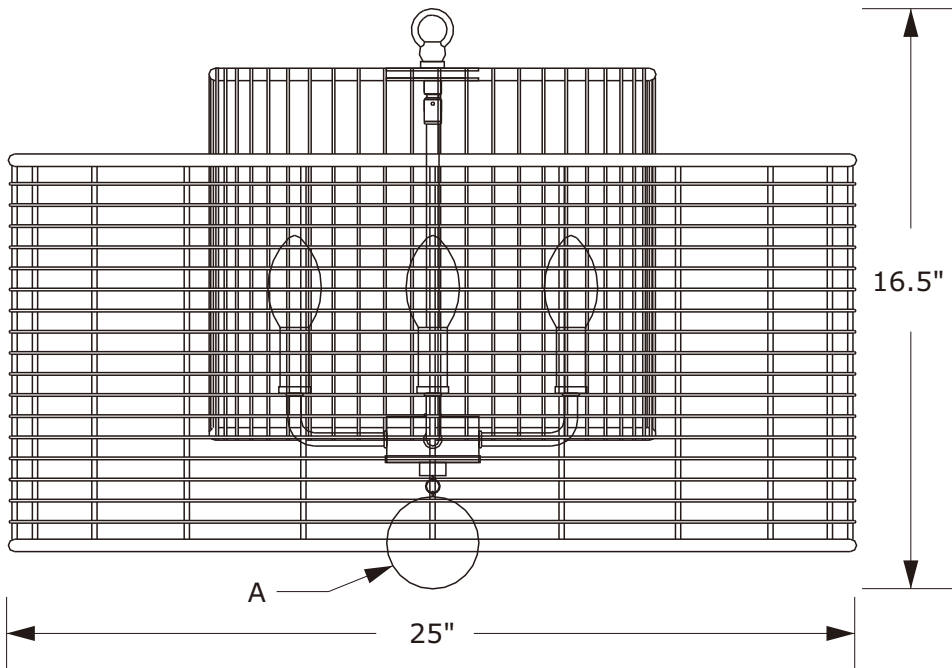
THE FIXTURE IS DAMP RATED


How to Install

- 1.Place the candle sleeve onto the socket, and insert recommended bulb (not included).
- 2.Hang the wood ball "A" onto the bottom of fixture.

Hangings

A.1 Set. 70mm



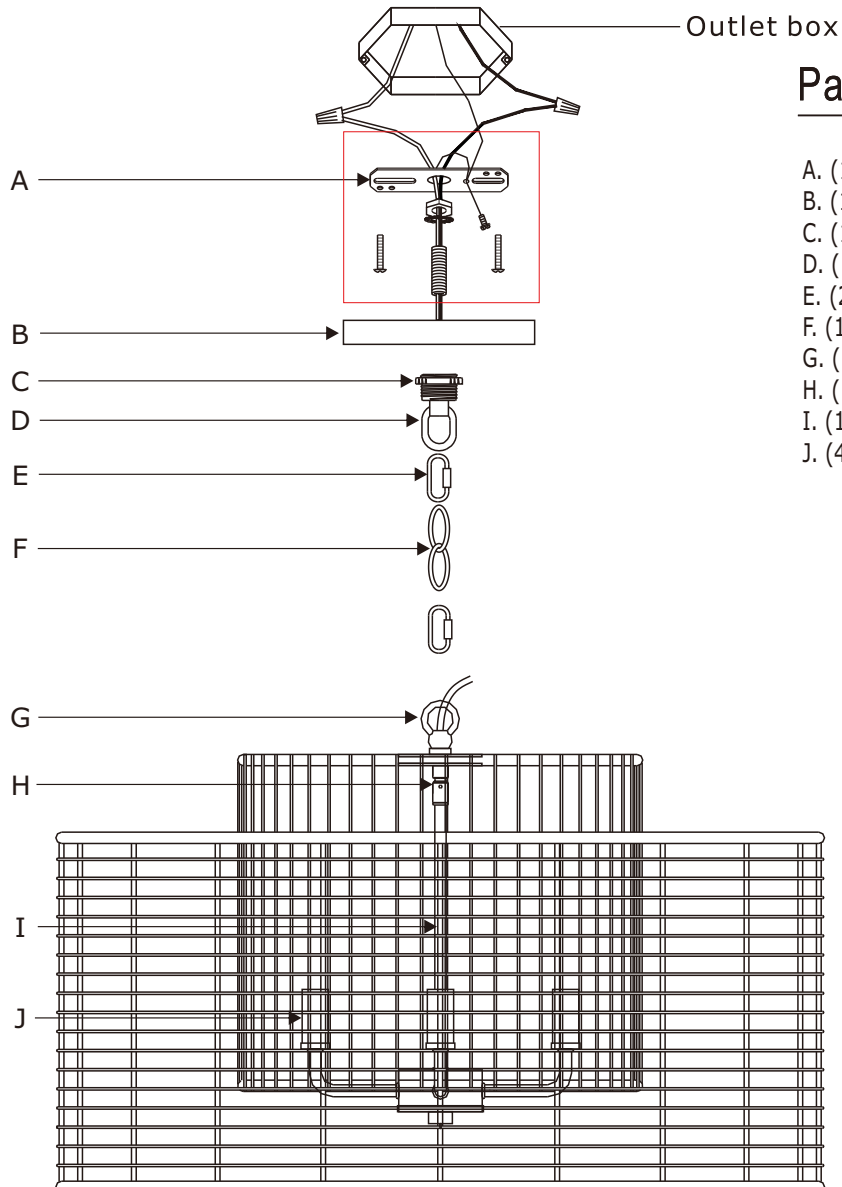
 **WARNING:** This product can expose you to Lead, which is known to the State of California to cause cancer and/or birth defects or reproductive harm. For more information go to www.P65Warnings.ca.gov.

SHADES OF LIGHT

14001 Justice Road • Midlothian, Virginia 23113 • Phone (800) 262-6612 • Fax (804) 665-1465

SHADESOFLIGHT.COM

MODEL#: JAY-A5004X-MT ASSEMBLY AND DRESSING INSTRUCTIONS



Part Number

- A. (1) - Mounting Hardware
- B. (1) - Canopy(W4.7",H0.76") #XRE5004MTCAN4.7IN
- C. (1) - Collar Ring
- D. (1) - Collar Loop
- E. (2) - Quick Link
- F. (1) - Hanging Chain(72",4mm) #XRE5004MTCHA4MM
- G. (1) - Fixture Loop
- H. (1) - Swivel
- I. (1) - Center Stem(8.7",9.7mm) #XRE5004MTSTEM8.7IN
- J. (4) - Candle Sleeve(W0.87",H1.97") #XRE5004MTCDL1.97IN