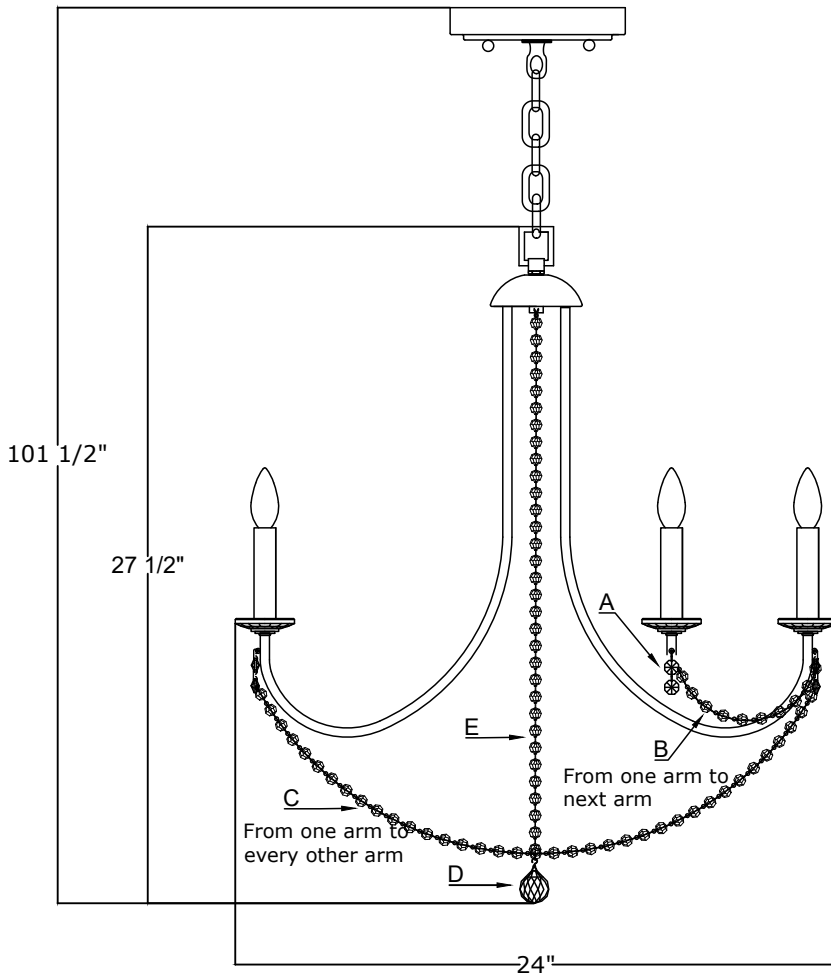


# CRYSTORAMA



LIGHTING THE WAY FOR SIXTY YEARS

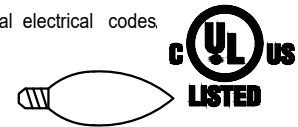
## ASSEMBLY INSTRUCTION MODEL #DEL90806MK



**WARNING:**

Electrical Danger    Turn Power Off

All electrical components must be installed by a licensed electrician in accordance with the National Electric Code and the appropriate local electrical codes.



You will need 6- Candelabra Base Bulb  
40 Watts recommended 60 Watts Max.

USE LED BULBS FOR EXTENDED USE

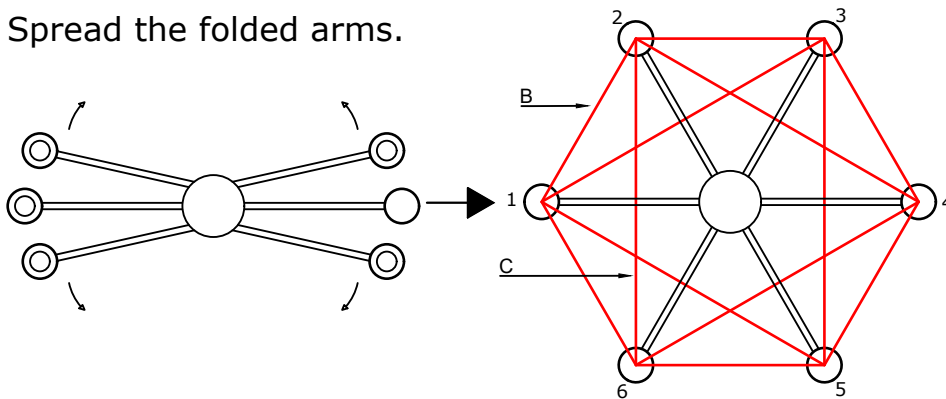
The fixture is Dry rated

### HOW TO INSTALL:

Place the fixture parts on a soft cloth-covered platform before installation of fixture.

1. Install the mounting bar onto the outlet box.
2. Decide the desired hanging height and adjust the chain to the correct length.
3. Spread the arms out equally. Place the check ring on the top of fixture body and secure with the fixture loop.
4. Raise the fixture up and do the wire connection. Attach the canopy over the mounting bar and secure with collar ring.
5. Dress the crystals as illustrated.

Spread the folded arms.



Dress Crystal Strands C in the following sequence:

- |       |       |
|-------|-------|
| 1 → 3 | 2 → 4 |
| 3 → 5 | 4 → 6 |
| 5 → 1 | 6 → 2 |

### Crystal Sets

- A. 6 Sets. (2)14mm
- B. 6 Sets. 300mm long bead string--(10mm bead\*19pcs)
- C. 6 Sets. 590mm long bead string--(10mm bead\*37pcs)
- D. 1 Piece. (1)AS8-40mm Ball
- E. 1 Piece. 530mm long bead string--(10mm bead\*35pcs)

**WARNING:** This product can expose you to Lead, which is known to the State of California to cause cancer and/or birth defects or reproductive harm. For more information go to [www.p65warnings.ca.gov](http://www.p65warnings.ca.gov)

# CRYSTORAMA

LIGHTING THE WAY FOR SIXTY YEARS



Crystorama.com

## ASSEMBLY INSTRUCTION MODEL #DEL90806MK

### Part Number

#### Part Numbers-For Hanging

- A. (1)-Mounting hardware  
Wire Connector x 2.  
Mounting bar x 1.  
Lock washer x 1.  
Hex nut x 1.  
Mounting screw x 2.  
Thread Nipple x 1.
- B. (1)-Canopy (W5"xH1 1/4")  
-XSN90803MKCAN5.11IN
- C. (1)-Collar Ring
- D. (1)-Collar Loop
- E. (1)-Chain (4mmx72")  
-XSN90803MKCHA4MM
- F. (1)-Fixture Loop
- G. (1)-Check Ring
- H. (1)-Frame
- I. (1)-Distributor Box
- J. (1)-Center Finial
- K. (6)-Crystal Bobeche ;  $\text{\O}2\ 3/8"$ , H3/8";  
23mm center hole.  
-XSN90802BOB2.4IN
- L. (6)-Candle Sleeve;  $\text{\O} 7/8"$ , H4 1/8"  
-XSN90806MKCDL4.13IN

