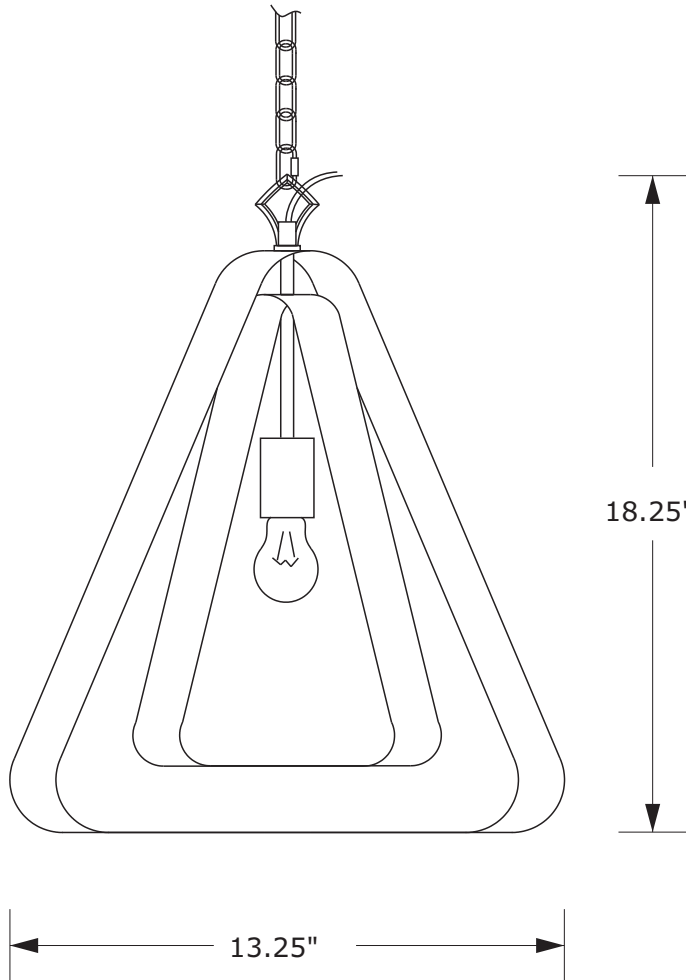



# CRYSTORAMA

LIGHTING THE WAY FOR SIXTY YEARS

## ASSEMBLY INSTRUCTION MODEL #591-EB-GA



All electrical components must be installed by a licensed electrician in accordance with the National Electric Code and the appropriate local electrical codes.



You will need 1 - Medium Bulb

60 Watts Recommended 100 Watts Max.

USE LED BULBS FOR EXTENDED USE

THIS FIXTURE IS DAMP RATED

### How to Install

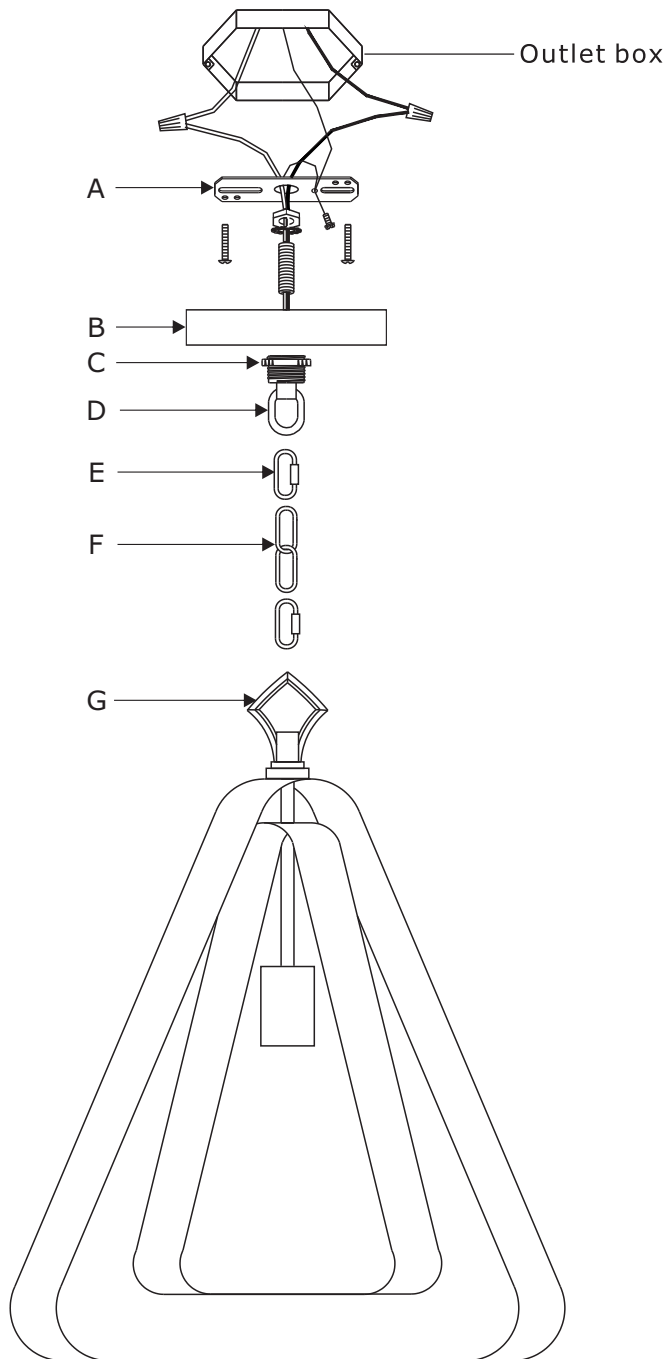
1. Insert recommended bulb (not included).
2. Adjust the flat metal rings to the preferred angle.

**WARNING:** This product can expose you to Lead, which is known to the State of California to cause cancer and/or birth defects or reproductive harm. For more information go to [www.P65Warnings.ca.gov](http://www.P65Warnings.ca.gov).

# CRYSTORAMA

LIGHTING THE WAY FOR SIXTY YEARS

PART NUMBER MODEL #591-EB-GA



## Part Number

- A. (1) - Mounting Hardware
- B. (1) - Canopy(W4.33",H0.79") #XRE591EBGACAN4.33IN
- C. (1) - Collar Ring
- D. (1) - Collar Loop
- E. (2) - Quick Link
- F. (1) - Hanging Chain(72", 3.2mm) #XRE580EBGACHA3.2MM
- G. (1) -Fixture Loop