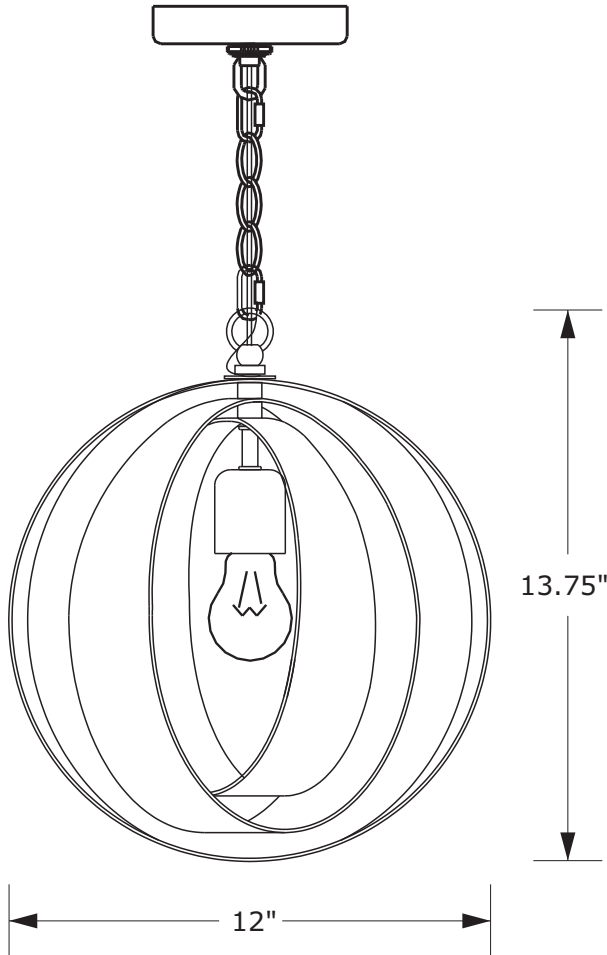



# CRYSTORAMA

LIGHTING THE WAY FOR SIXTY YEARS

## ASSEMBLY INSTRUCTION MODEL #580-MT-GA



All electrical components must be installed by a licensed electrician in accordance with the National Electric Code and the appropriate local electrical codes.



You will need 1 - Medium Bulb


60 Watts Recommended 100 Watts Max.

USE LED BULBS FOR EXTENDED USE

THIS FIXTURE IS DAMP RATED

### How to Install

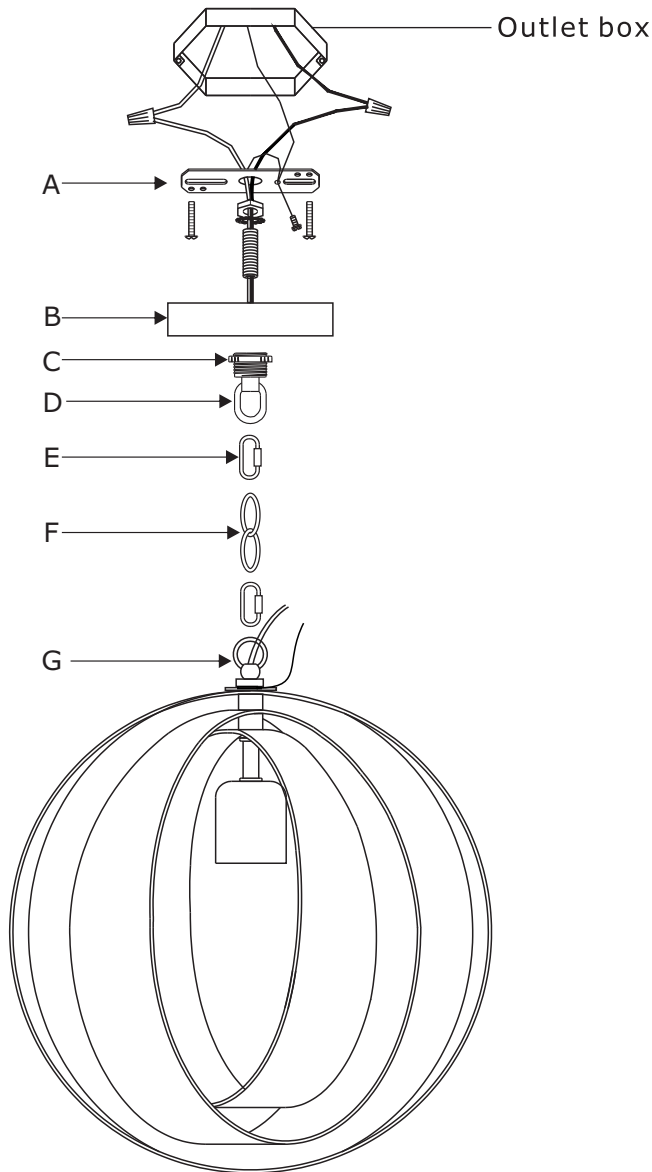
1. Insert recommended bulb (not included).
2. Adjust the flat metal rings to the preferred angle

 **WARNING:** This product can expose you to Lead, which is known to the State of California to cause cancer and/or birth defects or reproductive harm. For more information go to [www.P65Warnings.ca.gov](http://www.P65Warnings.ca.gov).

# CRYSTORAMA

LIGHTING THE WAY FOR SIXTY YEARS

PART NUMBER MODEL #580-TM-GA



## Part Number

- A. (1) - Mounting Hardware
- B. (1) - Canopy(W4.75", H0.75") #XRE580MTGACAN4.75IN
- C. (1) - Collar Ring
- D. (1) - Collar Loop
- E. (2) - Quick Link
- F. (1) - Hanging Chain(72",3.2mm) #XRE580MTGACHA3.2MM
- G. (1) - Fixture Loop