

CRYSTORAMA




LIGHTING THE WAY FOR SIXTY YEARS

ASSEMBLY INSTRUCTION MODEL #5024-AW-CL-S

WARNING:

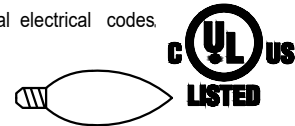


Electrical Danger



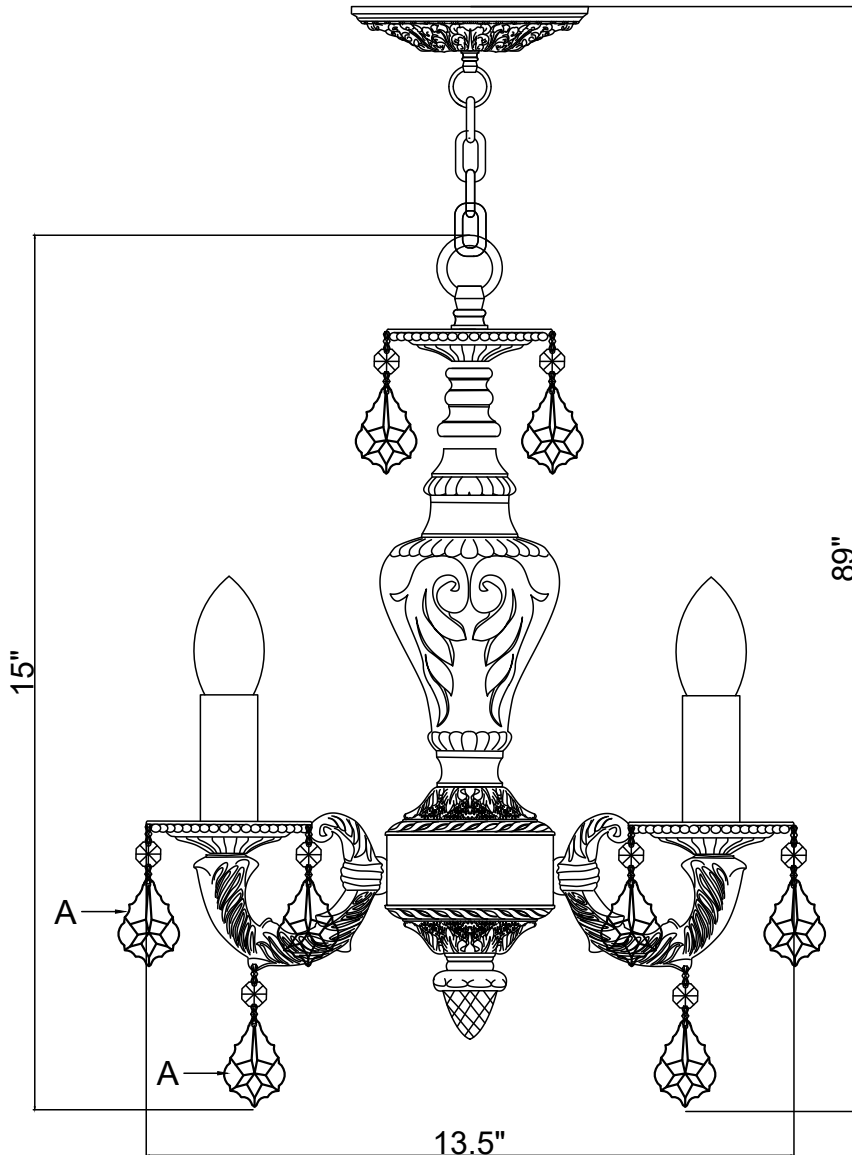
Turn Power Off

All electrical components must be installed by a licensed electrician in accordance with the National Electric Code and the appropriate local electrical codes.



You will need 4- Candelabra Base Bulb
40 Watts recommended 60 Watts Max.
USE LED BULBS FOR EXTENDED USE

The fixture is Damp rated



HOW TO INSTALL:

Place the fixture parts on a soft cloth-covered platform before installation of fixture.

1. Attach the Center column kit to the fixture body kit using the coupling and finial.
2. Attach the mounting plate onto the outlet box.
3. Decide the desired hanging height and adjust the chain to the correct length.
4. Raise the fixture up and do the wire connection. Attach the canopy over the mounting plate and secure with loop.
5. Put the metal candle sleeve onto the socket.
6. Dress the crystals as illustrated.

Crystal Sets

A. 24Sets. (1)14mm+(1)AS20-2"

WARNING: This product can expose you to Lead, which is known to the State of California to cause cancer and/or birth defects or reproductive harm. For more information go to www.p65warnings.ca.gov

CRYSTORAMA



LIGHTING THE WAY FOR SIXTY YEARS

ASSEMBLY INSTRUCTION MODEL #5024-AW-CL-S

Part Number

Part Numbers

- A. (1)-Mounting hardware
 - Wire connector x2.
 - Mounting plate x1.
 - Lock washer x1.
 - Hex nut x3.
 - Threaded nipple x1.
 - Screw x4.
- B. (1)-Canopy ; Ø5" ; 10.3mm center hole.
XSN5024AWCAN5IN
- C. (1)-Loop; XSN5024AWTOLOOP
- D. (2)-Ball nut
- E. (1)-Chain(3mmx72"); XSN5024AWCHA3MM
- F. (1)-Fixture loop; XSN5024AWBOLOOP
- G. (1)-Center column kit; XSN5021AWBOB3.375IN
 - Threaded nipple ; H8 1/4"
 - Top bobèche ; Ø3 1/8" ; 4pin ; 10.3mm center hole
XSN5021AWBOB3.375IN
 - Metal part ; H1.5"
 - Column vase ; H5 7/8"
- H. (1)-Fixture body kit
 - Coupling.
 - Distributor box cover x2 ; Ø3"
 - Distributor box ; Ø3" ; 10.3mm center hole.
3.5"Arm x4.
 - Bobèche x4 ; Ø3 1/8" ; 4pin, 10.3mm center hole.
XSN5021AWBOB3.375IN
- I. (4)-Metal candle sleeve ; H3 1/4"
XSN5021AWCDL3.25IN
- J. (4)-White PVC candle sleeve
XSN5021WHCDL3.25IN
- K. (1)-Finial; XSN5024AWFIN

