

# CRYST RAMA



1958

95 Cantiague Rock Road, Westbury NY 11590  
 ph:516.931.9090 fax: 516. 931.1254  
 info@crystorama.com www.crystorama.com

## MODEL#:5023-MWP ASSEMBLY AND DRESSING INSTRUCTIONS

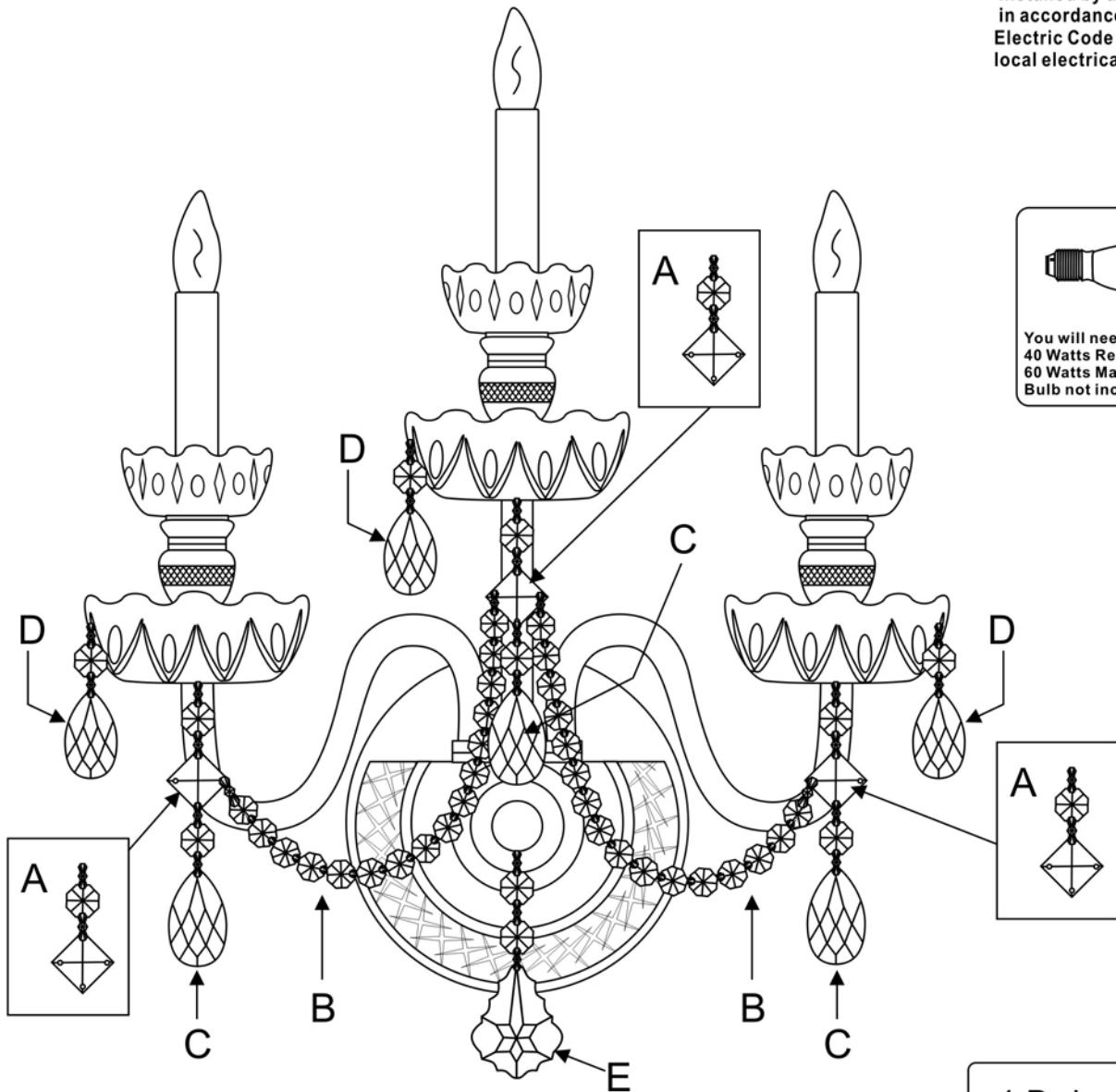
**WARNING:**





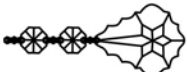
Electrical Danger Turn Power Off

All electrical components must be installed by a licensed electrician in accordance with the National Electric Code and the appropriate local electrical codes.



You will need 3 - Cand.Bulb  
 40 Watts Recommended  
 60 Watts Max  
 Bulb not included.



- A =  (1 Square + 1 Jewel) \* 3pcs
- B =  (16 Jewels Strand) \* 2pcs
- C =  (9/60-2.5") \* 3pcs
- D =  (9/60-2") \* 30pcs
- E =  (20/76-3" + 2 Jewels) \* 1pc

1 Bobeche  
 with 10 **D** Trim.