

CRYST RAMA



1958

95 Cantiague Rock Road, Westbury NY 11590

ph:516.931.9090 fax: 516. 931.1254





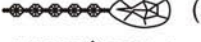



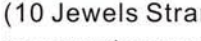



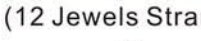

info@crystorama.com www.crystorama.com

MODEL#:4413-MWP ASSEMBLY AND DRESSING INSTRUCTIONS

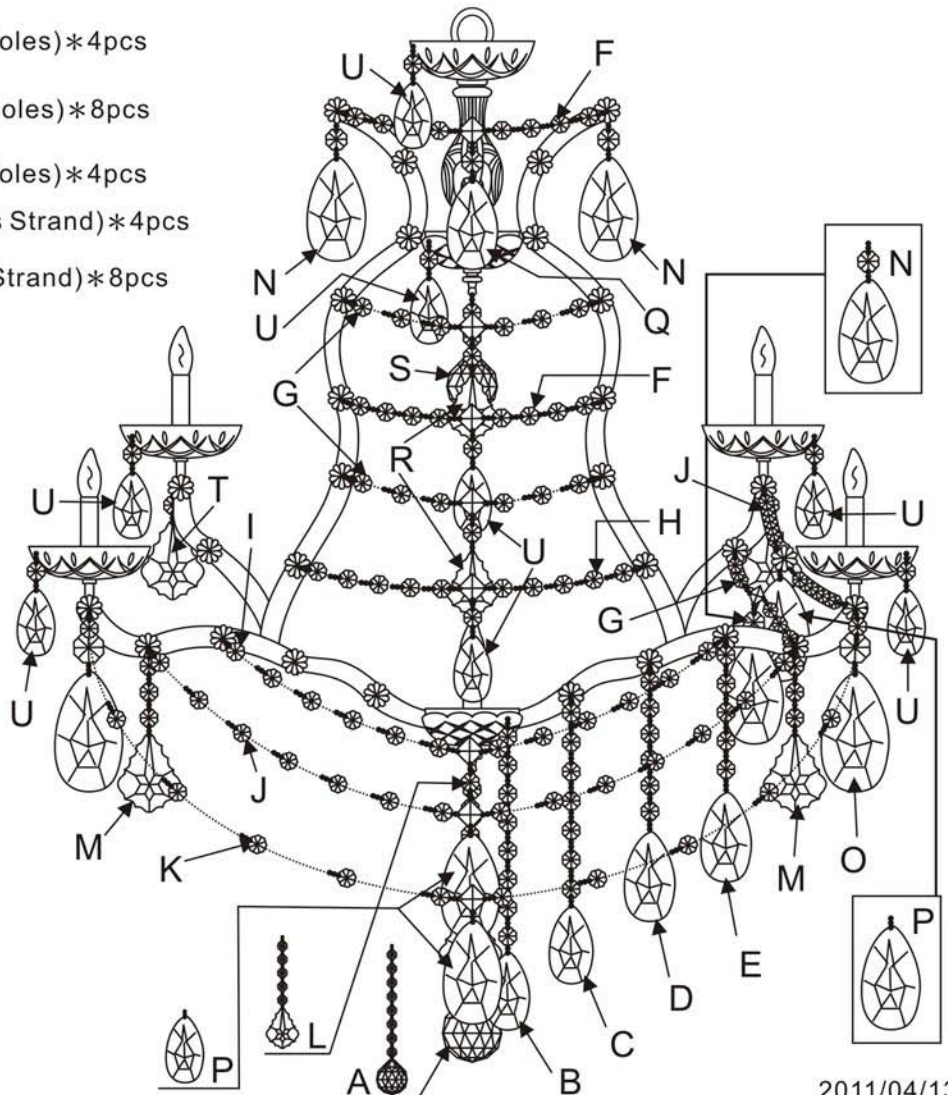



All electrical components must be installed by a licensed electrician in accordance with the National Electric Code and the appropriate local electrical codes.



- A  (1x50mm Ball + 8 Jewels)*1pc
- B  (9/64-2.5" + 8 Jewels)*4pcs
- C  (9/64-2.5" + 7 Jewels)*4pcs
- D  (9/76-3" + 6 Jewels)*4pcs
- E  (9/76-3" + 5 Jewels)*4pcs
- F  (8 Jewels Strand + 1 Square 3 Holes)*8pcs
- G  (6 Jewels Strand + 1 Square 3 Holes)*12pcs
- H  (10 Jewels Strand + 1 Square 3 Holes)*4pcs
- I  (12 Jewels Strand + 1 Square 3 Holes)*4pcs
- J  (14 Jewels Strand + 1 Square 3 Holes)*8pcs
- K  (12 Jewels Strand + 1 Square 3 Holes)*4pcs
- L  (20/75-3" + 5 Jewels Strand)*4pcs
- M  (20/75-3" + 3 Jewels Strand)*8pcs
- N  (9/76-3")*8pcs

- O  (9/87-3.5"+1x30mm Jewel)*8pcs
- P  (9/76-3" no Jewel)*12pcs
- Q  (9/76-3")*4pcs
- R  (20/50-2")*8pcs
- S  (1x40mm Ball + 2 Jewels)*1pc
- T  (20/75-3")*4pcs
- U  (9/50-2")*64pcs




You will need 13 - Cand. Bulb
40 Watts Recommended
60 Watts Max
Bulb not included.