


# CRYSTORAMA



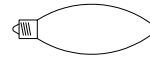
Crystorama.com

LIGHTING THE WAY FOR SIXTY YEARS

## ASSEMBLY INSTRUCTION MODEL #3222-CH-CL-MWP



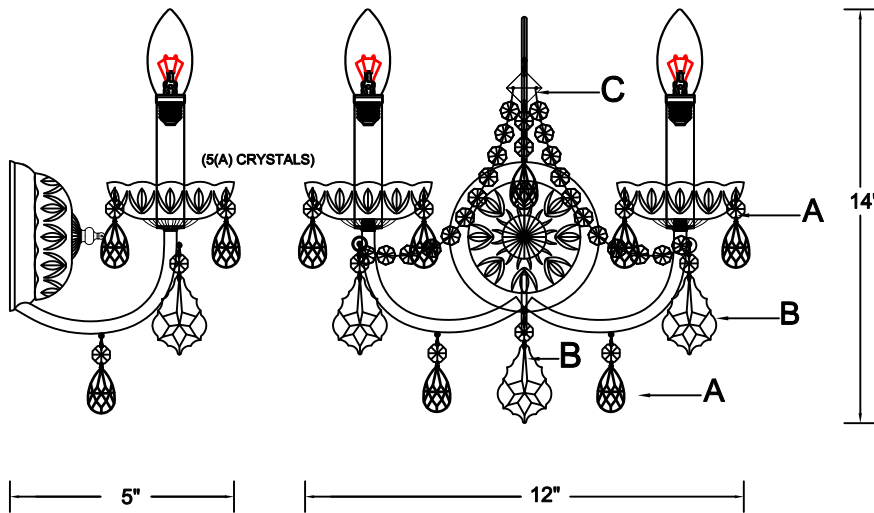
**All electrical components must be installed by a licensed electrician in accordance with the National Electric Code and the appropriate local electrical codes.**



**You will need 2-Candelabra Base Bulb  
40 Watts Recommended 60 Watts Max**

**USE LED BULBS FOR EXTENDED USE**

This fixture is dry rated



### DETAILED ILLUSTRATION


A



B



C



### How to Install

1. Do a complete inventory of all parts and components before you start installing.
2. Remove the ball finial, small metal dish, bobèche, metal sleeve and ball nuts before attaching the fixture onto the outlet box.
3. Attach the mounting plate onto the outlet box using two outlet screws.
4. Place the ball nuts, metal sleeve, bobèche and small metal finial (in that order) back on and secure them with the ball finial. Install bobèches, candle sleeves, bulbs (not included) and proceed to connecting the power.
5. When you begin to dress the fixture, start with packet labeled (A).
6. IMPORTANT: Apply crystal sets in alphabetical order.

### Crystal Sets

- A. 12Sets. (1)14mm + AS9-1.5"
- B. 3Sets. (1)14mm + AS20-3"
- C. 1Piece. (24)14mm + (1)18mm Square + AS9-1.5"

**WARNING:** This product can expose you to Lead, which is known to the State of California to cause cancer and/or birth defects or reproductive harm. For more information go to [www.P65Warnings.ca.gov](http://www.P65Warnings.ca.gov)

# CRYSTORAMA

LIGHTING THE WAY FOR SIXTY YEARS



**PART NUMBER** MODEL #3222-CH-CL-MWP

## Part Number

### Part Numbers

- A. (2)-Wire Connector
- B. (1)-Mounting Plate
- C. (2)-Outlet Box Screws
- D. (1)-Ground Wire
- E. (1)-Frame
- F. (2)-Ball Nut (XFB3222CHBANUT)
- G. (1)-Metal Sleeve
- H. (1)-Bobèche; Ø4", 11mm hole (XFB3221CHBOB4IN)
- I. (1)-Small Metal Dish
- J. (1)-Finial (XFB3226CHFIN)
- K. (2)-Candle Sleeve; h4" (XFB3226CHCDL4IN)
- L. (2)-Bobèche; Ø4", 24mm hole, 5pin (XFB3226CHBOB4IN)

**PART BAG I** : Includes Parts A,C

