








CRYST RAMA



1958

95 Cantiague Rock Road, Westbury NY 11590
 ph: 516.931.9090 fax: 516.931.1254
 info@crystorama.com www.crystorama.com

MODEL#: 1138-MWP ASSEMBLY AND DRESSING INSTRUCTIONS


- A=  (9/50-2") x 50pcs
- B=  (1 Square + 3 Jewels)+(9/60-2.5" +7 Jewels) x 8pcs
- C=  (20 Jewels Strand) x 16pcs
- D=  (9/60-2.5" +1 Ring) x 8pcs
- E=  (1 Square + 9/60-2.5") x 8pcs
- F=  (14 Jewels Strand) x 8pcs
- G=  (1x40mm Ball + 3 Jewels) x 1pc

WARNING:




Electrical Danger Turn Power Off

All electrical components must be installed by a licensed electrician in accordance with the National Electric Code and the appropriate local electrical codes.

You will need 8 - Cand. Bulb
 40 Watts Recommended
 60 Watts Max
 Bulb not included.

1 Bobeche
 With 5 A Trim.