

# AMERICH®

## ODESSA 7135

FREESTANDING

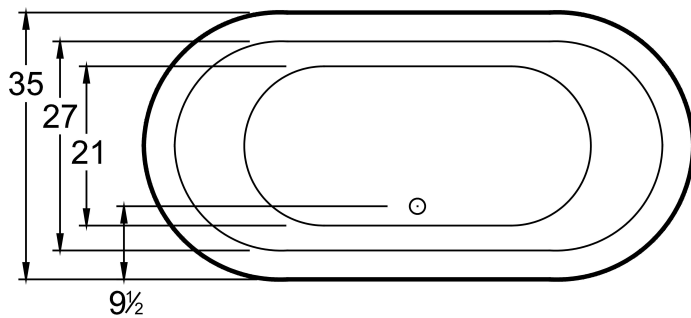


### DIMENSIONS

71" x 35" x 25" deep (1803 x 889 x 635 mm)  
Gallon to Overflow = 85 (Liters = 322)

### MATERIAL

Acrylic

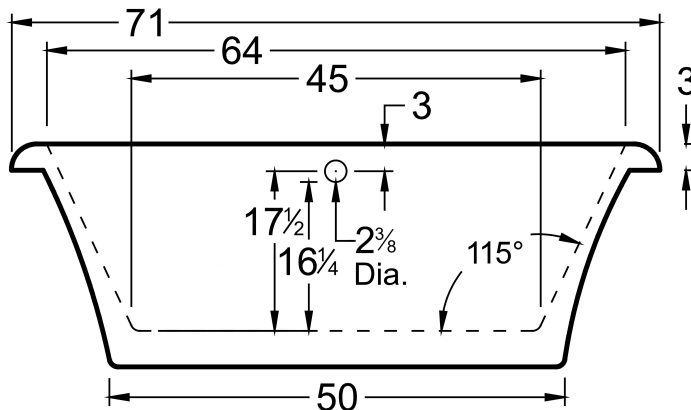


### TUB FLOOR

Non-Textured

### UNDERMOUNT: NO

This tub is not designed for undermount installation.



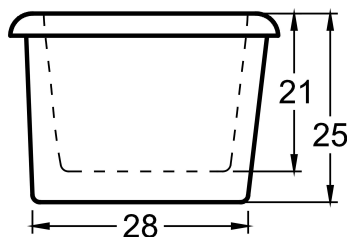
### APPROVALS & COMPLIANCE



Americh products meet or exceed the following standards:

- Underwriters Laboratories (UL)
- Underwriters Laboratories - Canada (cUL)
- ANSI Z124.1 • ANSI A112-19.7
- ANSI A112.19.8

Contact Americh for additional approvals.



★ Made in the USA

All bathtub dimensions are ± 1/2"

Last Update 3/20/25  
Always check our website for the most updated specifications: [Americh.com](http://Americh.com)

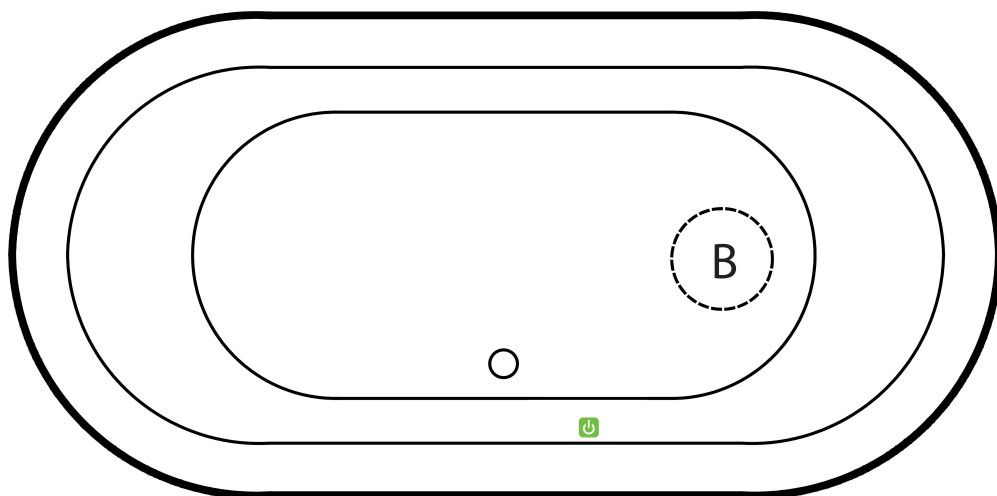
## LEGEND



Remote Blower Connection



ON/OFF Control



### Airbath System III

Blower must be remotely located

(Diagram is required for custom blower connection locations)

## STANDARD EQUIPMENT

- Integral Waste & Overflow
- Lift Bag Included

## OPTIONAL ACCESSORIES

- Color Upcharge
- Matte White Acrylic Upgrade
- Drop-in Drain Kit
- Pillows: 12" \*
- Trim Plate for Linear Overflow

## INSTALLATION TIPS

- Install according to Owner's Manual and local codes.
- Always consult your local plumber for recommendations as installations will vary.
- The bath must be secured to the floor by applying a bead of silicone around the base.
- Installation must be carried out according to the manufacturer instructions.
- Hot water supply should be 65-75% of tub capacity or greater.
- Tubs with Airsystem may require piping thru the subfloor. Bathrooms on concrete slab may require modification to the tub or installation on a platform to run air piping to the blower in a remote location. (Remote Blower Location Required)

## ELECTRICAL REQUIREMENTS

Americh recommends one 20 amp ground fault circuit interrupter (GFCI) for each power supply provided with the bathtub.