

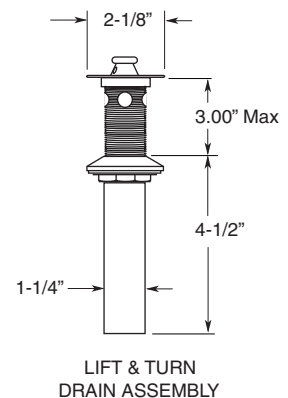
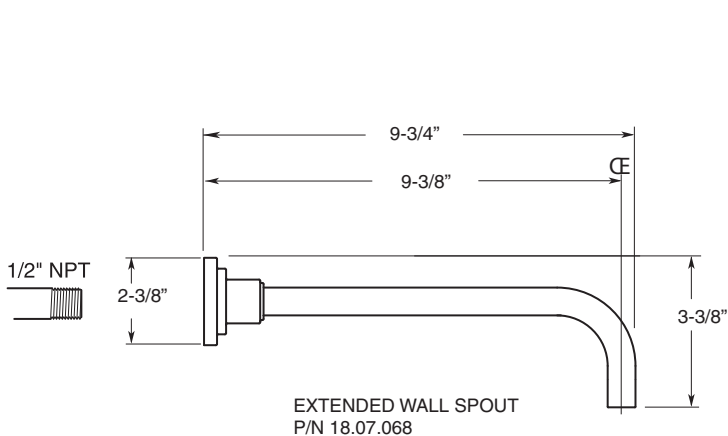
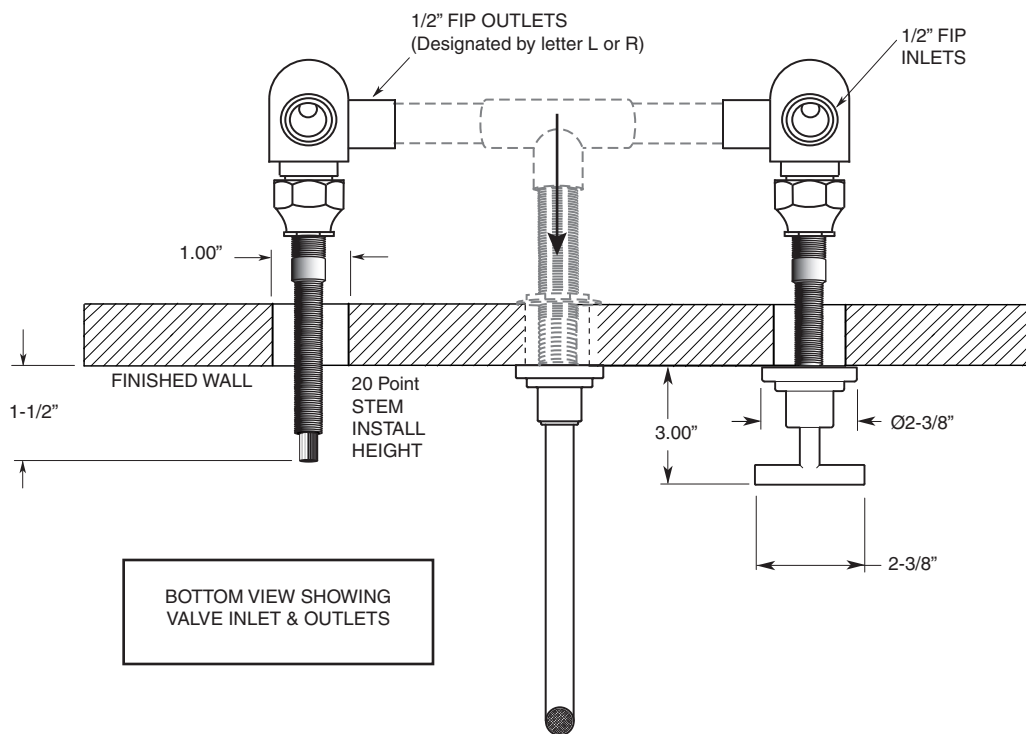
FEATURES:

- All brass construction,
- Independent corner valves
- Includes lift & turn style drain assembly P/N 18.11.042
- Standard wall vessel spout, 6-3/4" long, available P/N: 18.07.067
- 1/4 turn ceramic disc valve cartridge.
- Available in all finishes. Warranty varies according to finish selection.
- Certified to meet or exceed the following codes and standards:
ASME A112.18.1/CSAB 125.1-2011

Wall/Vessel Lav Set
(Extended spout)

Ceres II Handle
1.345007

(1.345007T - Trim Only)



Note: Measurements are subject to change or cancellation. No responsibility is assumed for use of superseded or voided pages.