

## FEATURES:

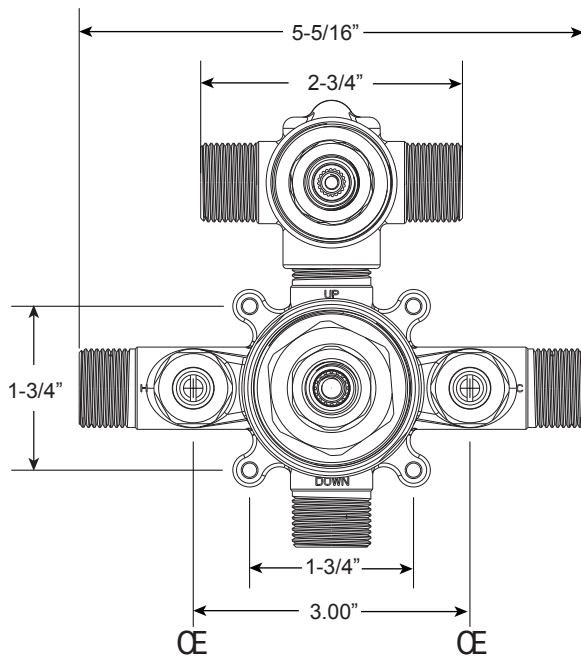
- Forged brass construction
- Valve cartridge 18.30.893
- Diverter cartridge: 18.30.898
- Adjustable hot limit safety stop
- Reversible cartridge
- 4.5 GPM @ 45 PSI
- Certified to meet or exceed the following codes and standards:  
ASME A112.18.1/CSAB 125.1-2012

**Series 110**  
*Pressure Balance Shower by Shower Set*

1.000867  
(1.000867T - Trim Only)

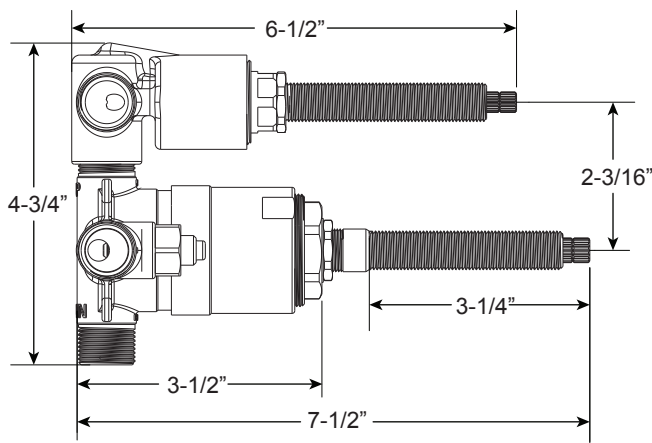
**Stella X Handle**

**Euro Style 20 pt.**



**FRONT VIEW**

**SIDE VIEW**



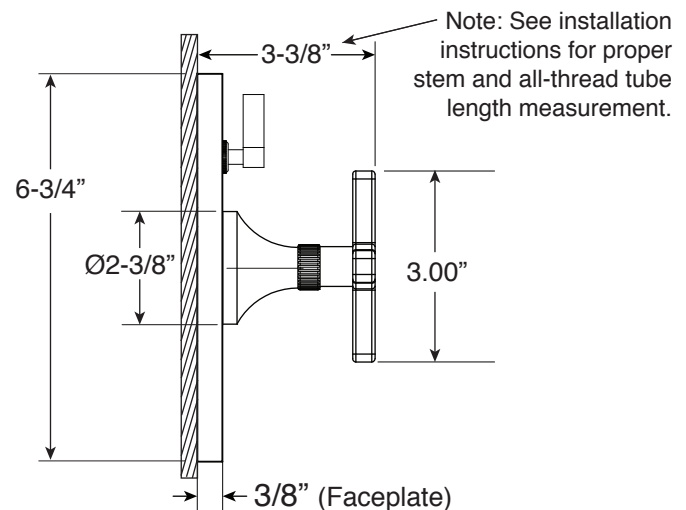
\* Current valve in use:  
Circa 4/2014 - present  
Contact Customer Service  
for Older Versions

\*\* For additional information on  
cartridges or extension kits,  
see 'Rough Valving' section  
in current catalog.

*\*Note: Stem and  
all-thread tube will be  
sent with handle trim.*

## Please Note:

*Must purchase the two desired shower components  
separately. See current catalog for shower  
component options.*



*Pressure Balance Shower by Shower Set*

**Please Note:**

1.000867

*Must purchase the two desired shower components separately.*

**Stella X Handle**

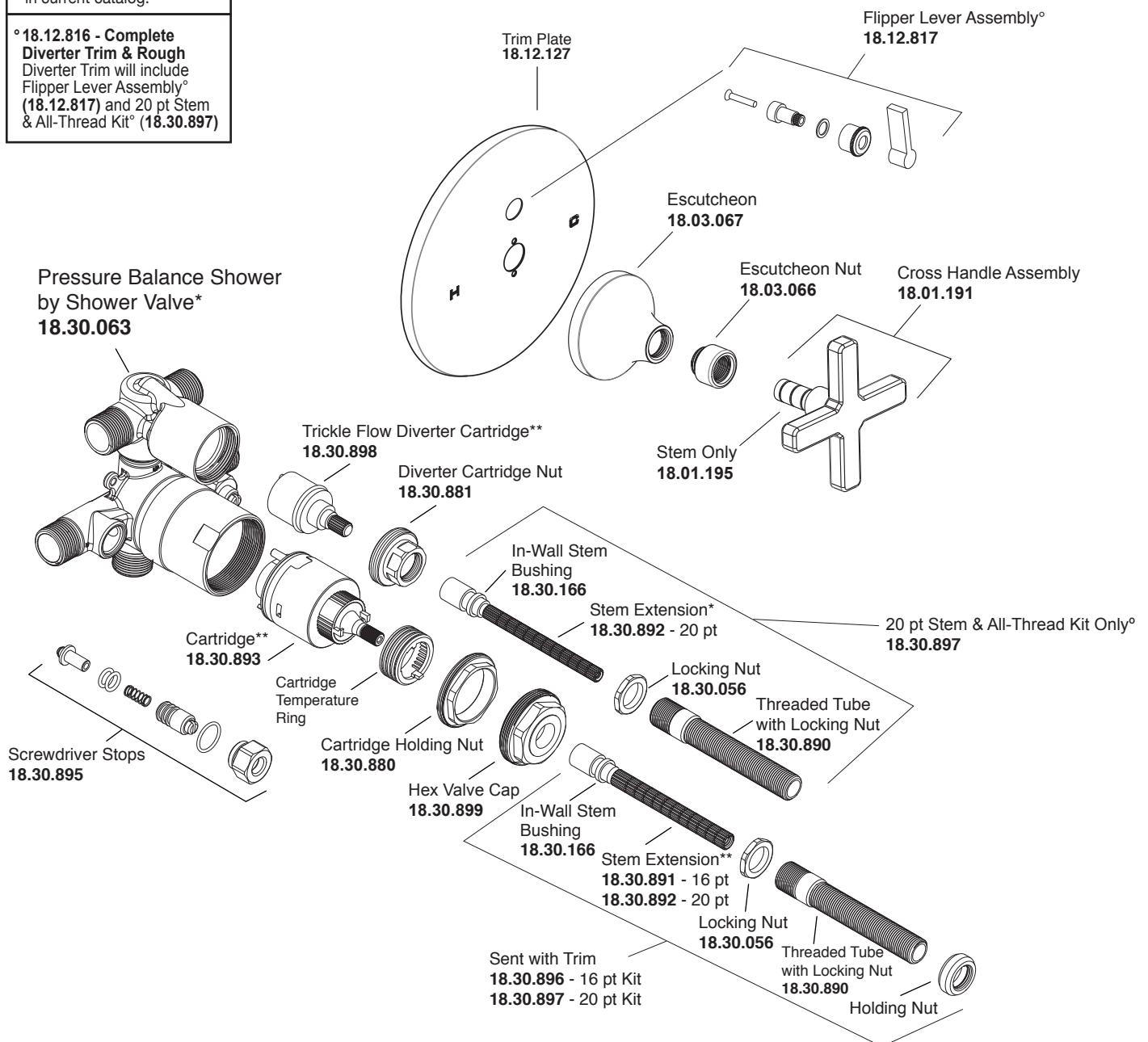
*See current catalog for shower component options.*

**Euro Style 20 pt.**

\* Current valve in use:  
Circa 4/2014 - present  
Contact Customer Service  
for Older Versions

\*\* For additional information on  
cartridges or extension kits,  
see 'Rough Valving' section  
in current catalog.

° **18.12.816 - Complete  
Diverter Trim & Rough**  
Diverter Trim will include  
Flipper Lever Assembly°  
(**18.12.817**) and 20 pt Stem  
& All-Thread Kit° (**18.30.897**)



Note: Measurements are subject to cancellation. No responsibility is assumed for use of superseded or voided pages.