

Series 400

Pressure Balance Shower by Shower Set

FEATURES:

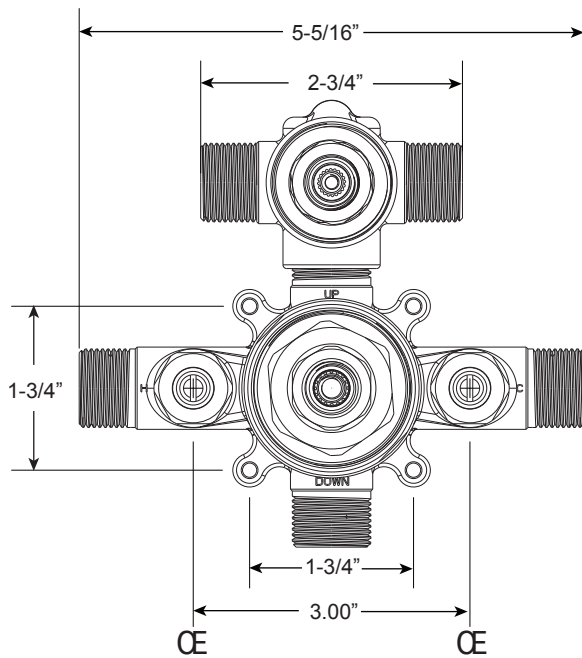
- Forged brass construction
- Valve cartridge 18.30.893
- Diverter cartridge: 18.30.898
- Adjustable hot limit safety stop
- Reversible cartridge
- 4.5 GPM @ 45 PSI
- Certified to meet or exceed the following codes and standards:
ASME A112.18.1/CSAB 125.1-2012

1.000667

(1.000667T - Trim Only)

Portsmouth Handle

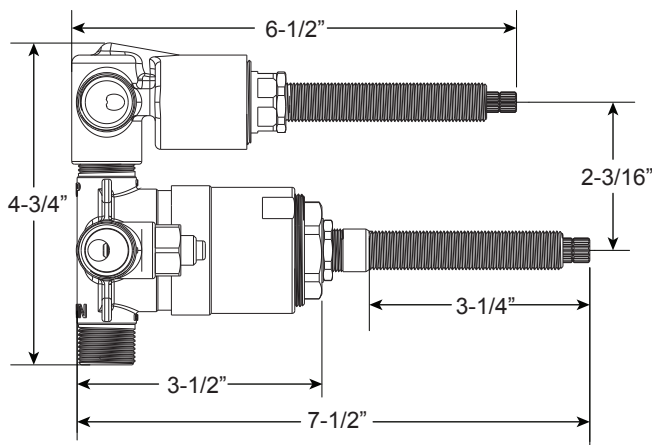
16 pt.



FRONT VIEW

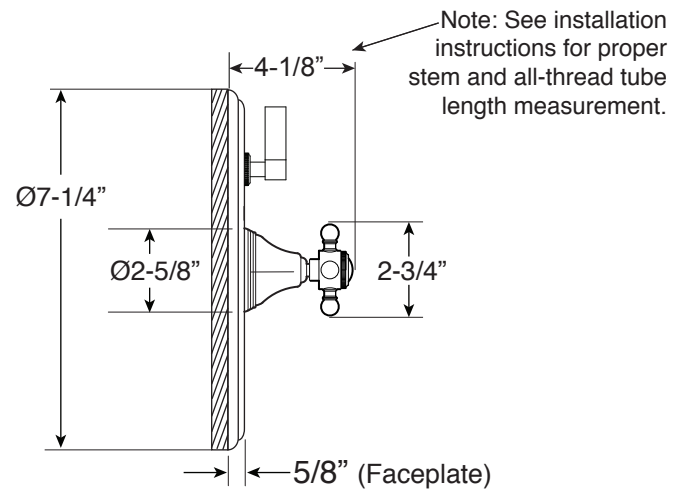
SIDE VIEW

**Note: Stem and all-thread tube will be sent with handle trim.*



Please Note:

Must purchase the two desired shower components separately. See current catalog for shower component options.



* Current valve in use:
Circa 4/2014 - present
Contact Customer Service
for Older Versions

** For additional information on
cartridges or extension kits,
see 'Rough Valving' section
in current catalog.

Note: Measurements are subject to change. No responsibility is assumed for use of superseded or voided pages.

Pressure Balance Shower by Shower Set

Please Note:

1.000667

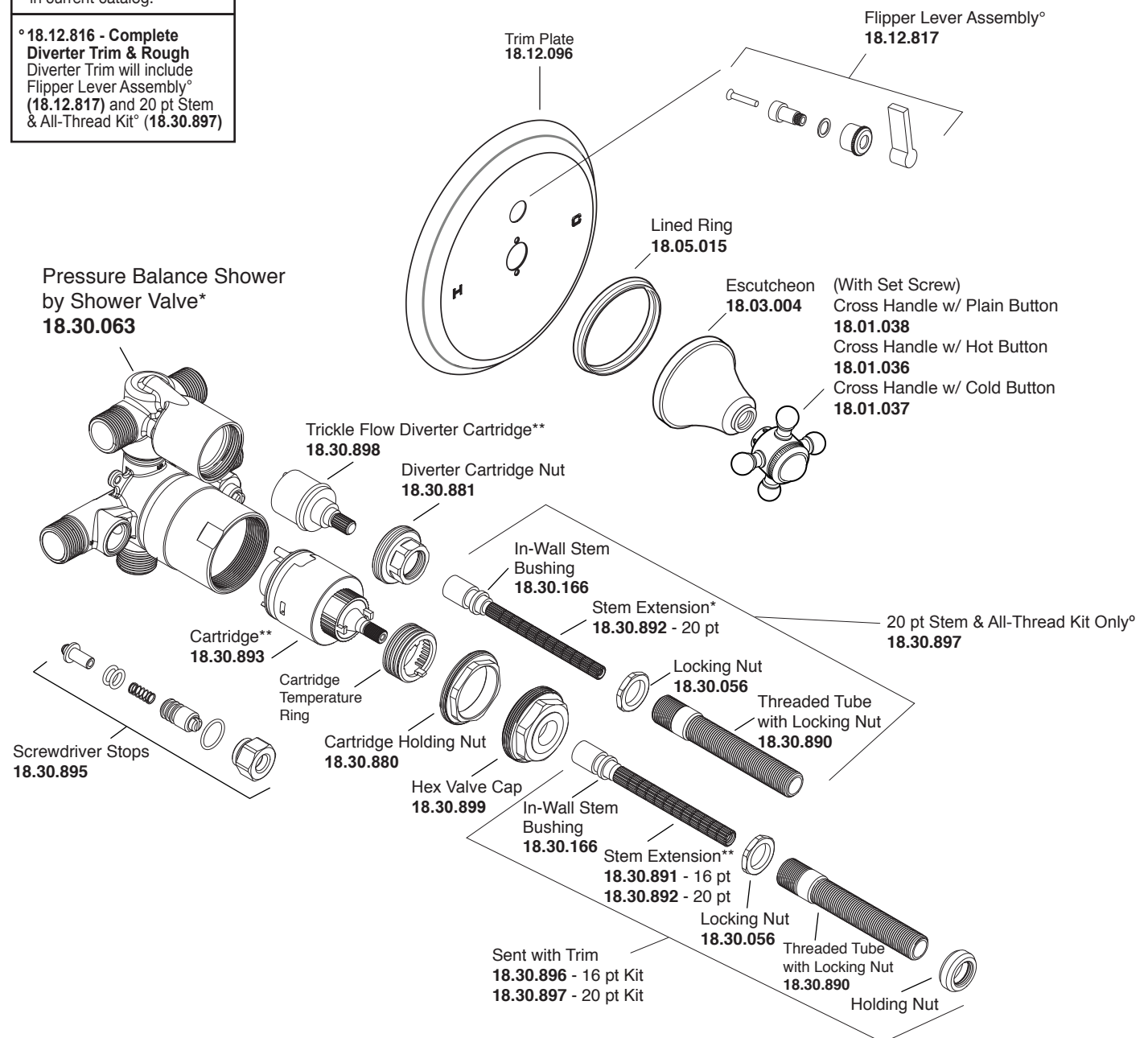
Must purchase the two desired shower components separately.

Portsmouth Handle

See current catalog for shower component options.

16pt.

<p>* Current valve in use: Circa 4/2014 - present Contact Customer Service for Older Versions</p>
<p>** For additional information on cartridges or extension kits, see 'Rough Valving' section in current catalog.</p>
<p>° 18.12.816 - Complete Diverter Trim & Rough Diverter Trim will include Flipper Lever Assembly° (18.12.817) and 20 pt Stem & All-Thread Kit° (18.30.897)</p>



Note: Measurements are subject to cancellation. No responsibility is assumed for use of superseded or voided pages.