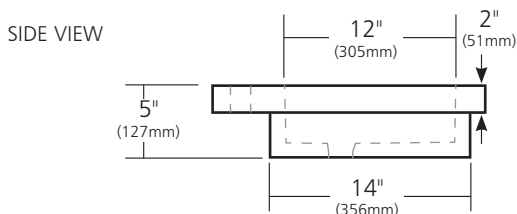
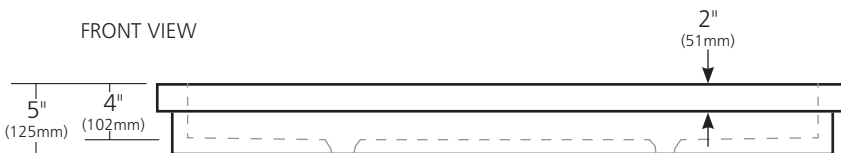
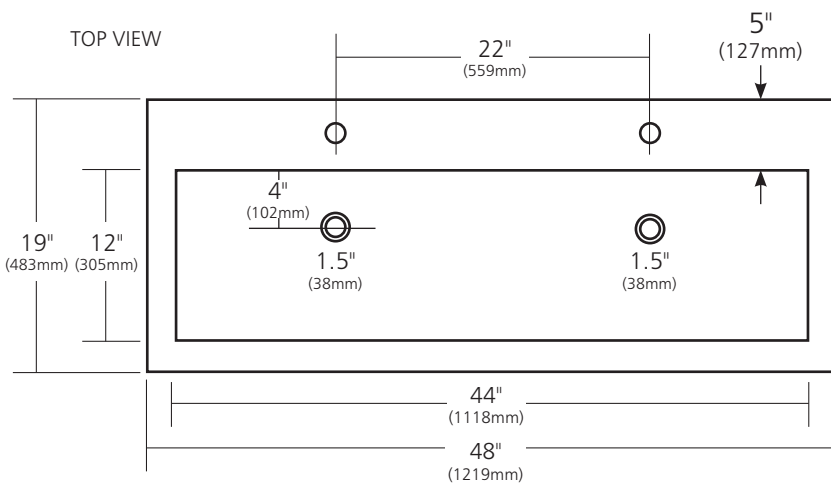


SPECIFICATIONS

TROUGH 4819

NativeStone™ Collection



NSL4819-A Ash
NSL4819-S Slate
NSL4819-P Pearl

PRODUCT DETAILS

- 48" x 19" x 5" OD (1219mm x 483mm x 127mm)
- 44" x 12" x 4" ID (1118mm x 305mm x 102mm)
- 1.5" (38mm) drain opening
- Handcrafted from sustainable NativeStone™
- Sealed with impermeable nano sealer

INSTALLATION

- Drop-in or Undermount

COORDINATING PRODUCTS

- Drains: DR120, DR150 or DR160

STANDARDS COMPLIANCE

- UPC/cUPC compliant
- **ADA**  COMPLIANT

IMPORTANT

Due to the handcrafted nature of this product, it will vary in finish, texture, and other details. Dimensions may vary up to 1/2" (13mm). We strongly recommend waiting for the actual product before making any installation cuts.