

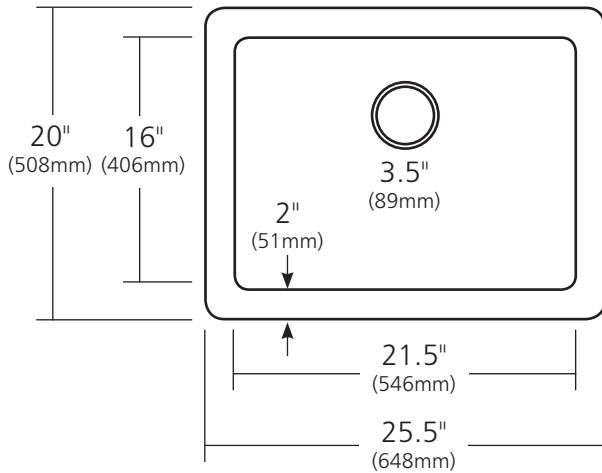
SPECIFICATIONS

FARMHOUSE 25

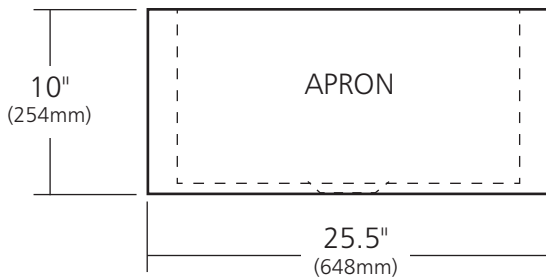
Farmhouse Series



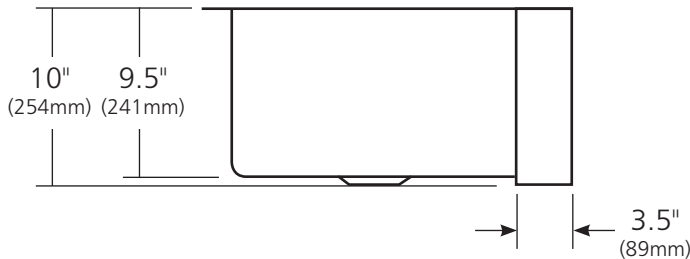
TOP VIEW



FRONT VIEW



SIDE VIEW



CPS270- Antique
CPS570- Brushed Nickel

PRODUCT DETAILS

- 25.5" x 20" x 10" OD (648mm x 508mm x 254mm)
- 21.5" x 16" x 9.5" ID (546mm x 406mm x 241mm)
- Hand hammered 16 gauge recycled copper
- Apron extends 3.5" (89mm) on sides
- 3.5" (89mm) drain opening
- Dimensions are not exact and may vary $\pm 1/2"$ (13mm)

*This product may be customized.
See nativetrails.net/customization for details.*

INSTALLATION

- Undermount

COORDINATING PRODUCTS

- Drains: DR320 or DR340
- Bottom Grid: GR979

STANDARDS COMPLIANCE

- UPC/cUPC compliant

IMPORTANT

Due to the handcrafted nature of this product, it will vary in finish, texture, hammering, and other details. Dimensions may vary up to 1/2" (13mm). We strongly recommend waiting for the actual product before making any installation cuts.