

PALERMO 1.6 GPF

Two-Piece Toilet, RF

6137.218 Bowl, 6137.024 Tank

Product Features

- Vitreous china two-piece toilet
- Chair-height (16-1/2"), Round-Front Bowl
- MicroGlaze™ anti-microbial, non-staining glaze
- 12" (305 mm) rough-in

QUATTRO™ Flushing System

- High-performance, gravity flush
- 1.6 gallons (6.0 liters) per flush
- Fully-glazed, 2-1/8" internal trapway
- Oversized 3" flush valve
- Large 9" x 7" water surface area and optimized rim jets, for an exceptionally clean bowl

Accessories Included

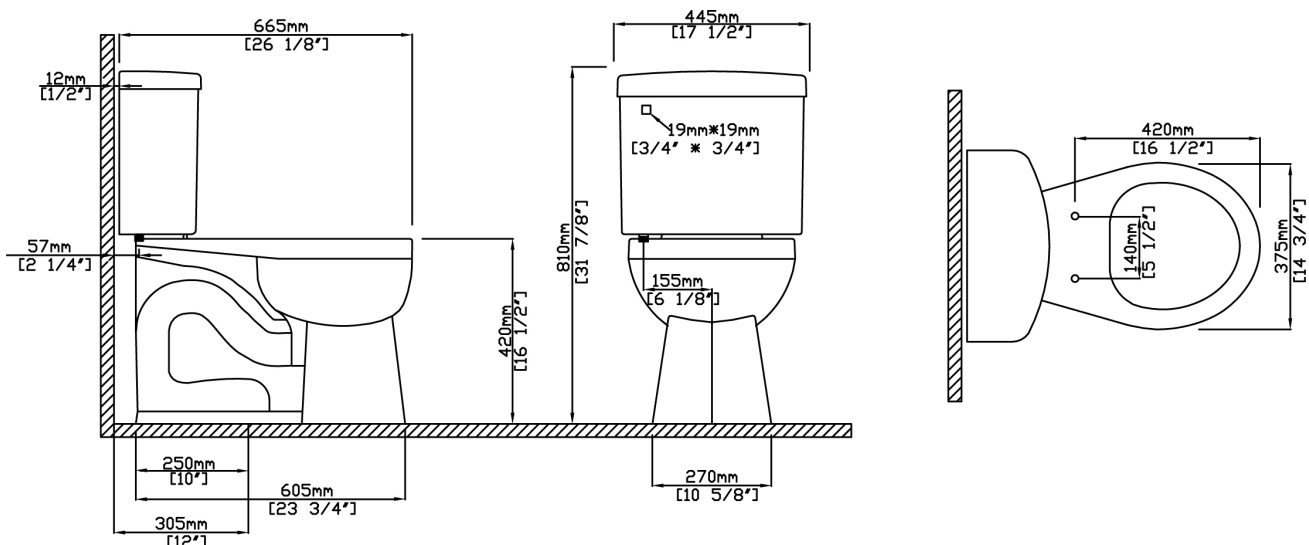
- Toilet seat and cover, with slow-close hinges
- Solid metal trip lever

Quality Assurance

- Factory flush-tested
- Limited lifetime product warranty



Dimensional Diagram



IMPORTANT: Dimensions are nominal and may vary within the range of tolerance per by NSI Standard A112.19.2. These measurements are subject to change. No responsibility is assumed for use of superseded or voided pages.

PRODUCT OPTIONS & PARTS

Glaze Color Options

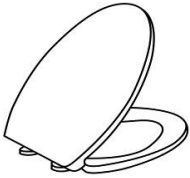


.01 White



.06 Biscuit

Toilet Seat Options



9400.480

SB-222 Seat Bolts

Tank Levers & Trim Options



F-63 (Standard)

- Front-Mount Lever**
.500 Chrome (Standard)
.502 Polished Nickel
.503 Satin Nickel
.504 Polished Brass
.508 Venetian Bronze
.01 White Enamel




F-65

- Front-Mount Lever**
.500 Chrome (Standard)
.502 Polished Nickel
.503 Satin Nickel
.504 Polished Brass
.508 Venetian Bronze
.01 White Enamel



F-66

- Front-Mount Lever**
.500 Chrome (Standard)



MC-505 (Standard)

- Floor Bolt Caps, Plastic**
.01 White
.06 Biscuit
.05 Black



MC-507

- Floor Bolt Caps, Brass**
.500 Chrome (Standard)
.502 Polished Nickel
.503 Satin Nickel
.504 Polished Brass
.508 Venetian Bronze
.01 White Enamel

Metal Finish Options

Not all finishes are available for all parts. Refer to the finish options listed above for each part.



.500
Polished Chrome



.502
Polished Nickel



.503
Satin Nickel



.504
Polished Brass



.508
Venetian Bronze



.01
White Enamel

Valve & Installation Parts

Fill Valve	Flush Valve	Flapper	Tank-to-Bowl Kit	Mounting Bolts
VL-3802	VH-4802.20	9400.516	9400.513	MB-111

Compliance Certifications

- ASME A112.19.2M
- CSA B45.1



Meets the Americans With Disabilities Act (ADA) guidelines and ANSI A117.1 requirements for accessible building facilities. Check local codes.