

**ARLINGTON**

**Two-Piece Toilet, EL**

6119.821 Bowl, 6119.028 Tank

**Product Features**

- Vitreous china two-piece toilet
- Chair-height (16-1/2"), elongated bowl
- MicroGlaze™ anti-microbial, non-staining glaze
- 12" (305 mm) rough-in

**EcoQUATTRO™ Flushing System**

- High-performance, gravity flush
- 1.28 gallons (4.8 liters) per flush – EPA WaterSense, high-efficiency toilet (HET)
- Fully-glazed, 2-1/8" internal trapway
- Oversized 3" flush valve
- Large 9" x 7" water surface area and optimized rim jets, for an exceptionally clean bowl

**Accessories Included**

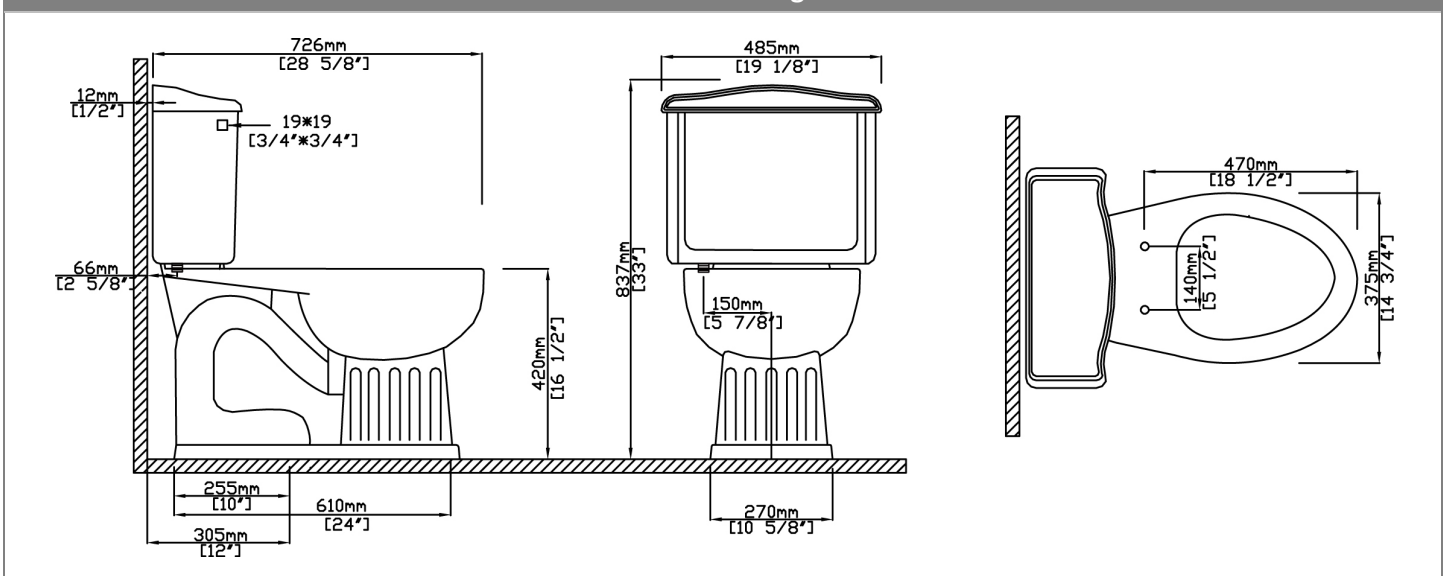
- Toilet seat and cover, with slow-close hinges
- Solid metal trip lever

**Quality Assurance**

- Factory flush-tested
- Limited lifetime product warranty



**Dimensional Diagram**



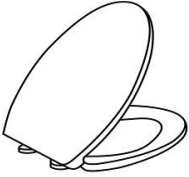
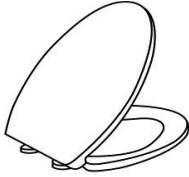

**IMPORTANT:** Dimensions are nominal and may vary within the range of tolerance per by NSI Standard A112.19.2. These measurements are subject to change. No responsibility is assumed for use of superseded or voided pages.

**PRODUCT OPTIONS & PARTS**




**Glaze Color Options**

 <b>.01</b> White	 <b>.06</b> Biscuit	
---	---	--

**Toilet Seat Options**

 <b>S-242</b> (Standard)	<b>SB-242 Seat Bolts</b> <b>SC-242 Seat Caps</b> .500 Chrome (Standard) .502 Polished Nickel .503 Satin Nickel .504 Polished Brass .01 White .06 Biscuit	 <b>S-241</b>	<b>SB-241 Seat Bolts</b> <b>SC-241 Seat Caps</b> .500 Chrome (Standard) .502 Polished Nickel .503 Satin Nickel .504 Polished Brass .01 White .06 Biscuit		<b>Seat Bolt Caps</b> See toilet seat options at left, for matching bolt caps' model number and finish options.
--	---	---	---	---	--

**Tank Levers & Trim Options**

 <b>F-90</b>	<b>Side-Mount Tank Lever</b> .500 Chrome (Standard) .502 Polished Nickel .503 Satin Nickel .504 Polished Brass .508 Venetian Bronze		
 <b>MC-505</b> (Standard)	<b>Floor Bolt Caps, Plastic</b> .01 White .06 Biscuit .05 Black	 <b>MC-507</b>	<b>Floor Bolt Caps, Brass</b> .500 Chrome (Standard) .502 Polished Nickel .503 Satin Nickel .504 Polished Brass .508 Venetian Bronze .01 White Enamel

**Metal Finish Options**

*Not all finishes are available for all parts. Refer to the finish options listed above for each part.*

 <b>.500</b> Polished Chrome	 <b>.502</b> Polished Nickel	 <b>.503</b> Satin Nickel	 <b>.504</b> Polished Brass	 <b>.508</b> Venetian Bronze	 <b>.01</b> White Enamel
---	---	--	--	---	---

**Valve & Installation Parts**

<b>Fill Valve</b>	<b>Flush Valve</b>	<b>Flapper</b>	<b>Tank-to-Bowl Kit</b>	<b>Mounting Bolts</b>
VL-3802	VH-4802.17	9400.518	9400.510	MB-111

**Compliance Certifications**

<ul style="list-style-type: none"> <li>ASME A112.19.2M</li> <li>CSA B45.1</li> </ul>		<b>Meets the Americans With Disabilities Act (ADA) guidelines and ANSI A117.1 requirements for accessible building facilities. Check local codes.</b>
--	---	---