

# Lacey

## Available Sizes:

- 60"L x 30"W x 20"D  
60 Gallons
- 60"L x 30"W x 18"D  
47 Gallons
- 60"L x 32"W x 20"D  
62 Gallons
- 60"L x 36"W x 20"D  
65 Gallons
- 66"L x 30"W x 20"D  
68 Gallons
- 66"L x 32"W x 20"D  
70 Gallons
- 66"L x 36"W x 20"D  
75 Gallons
- 72"L x 32"W x 20"D  
85 Gallons
- 72"L x 36"W x 20"D  
90 Gallons
- 72"L x 40"W x 20"D  
95 Gallons



Classic style and deep bathing put the **Lacey** in a class of its own. Available in most common sizes, the Lacey affords clean lines and elegance in almost any design category.

### Acrylic Tub – construction features

- Acrylic** models finished in 1/8" thick layer of deep lustrous acrylic.
- Extra thick** reinforced fiberglass.
- Pre-wired** pump on pump platform (standard pump location only)
- Integral E-Z Level** platform facilitates installation.
- Non-skid** bottom.

### PVC Systems – include:

- 6 Fully** directional adjustable PVC jets
- Anti-vortex** safety suction.
- Color matched** system trim
- Hydrozone** ozone sanitation system
- Rigid PVC** piping
- Self draining** pump and system
- Soft Touch** electronic on/off control with 30-min. integral timer
- 2.25 HP** Single Speed Pump
- Cable** waste & overflow

### Hydro Systems – Options:

- Available** as Tub only, Thermal Air, Whirlpool or Combo
- Microban** Antibacterial Protection
- Extra High** Density Fiberglass
- Armrests** available
- Flange** – molded
- Skirt**
- Custom** jet and pump locations
- Plated** Metallic finish
- Additional** directional Jets
- Swirling**, Rotating, or Jumbo Jets
- Micro** Therapy Jet
- Integral** Waste & Overflow
- 1.5 HP** Variable Speed Pump (digital temperature display optional)
- Electronic** low water protection
- In-line Heater
- Chromatherapy-LED** Lighting System
- Chromatherapy-LED** Mini Spotlights

- Mood Light**
- Grab Bars**
- Back Masseuse**
- Neck Masseuse Pillow**
- Hydro Fragrance**
- Hydro Fusion**
- Hydro Coat**
- Hydro Express quick ship**

### Approvals & Listings

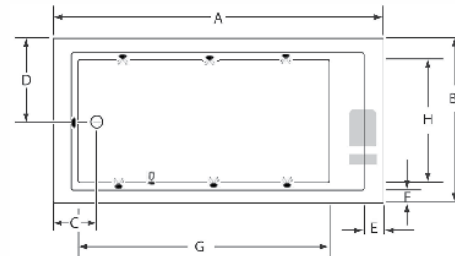
Commonwealth of Massachusetts  
 UPC & USPC - US & Canada







# Lacey



Must be set in mortar base.

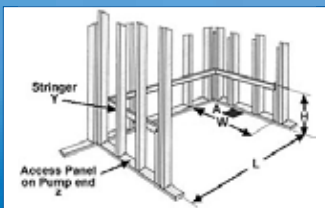
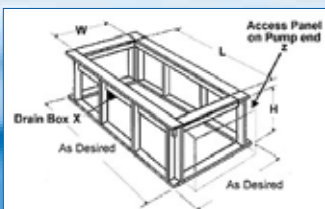


-  Pump motor
-  Jets
-  Anti-vortex suction
-  Overflow location

AS SHOWN: Whirlpool option w/ standard jets

ALSO AVAILABLE:  
 Soaking Tub Only, Whirlpool, Thermal Air, Combo

Model	GC	AC	A	B	C	D	E	F	G	H	I	J	K	L	M	Jet	Pump	Wat. Cap.
6030	N/A		59 $\frac{3}{4}$ "	29 $\frac{3}{4}$ "	9"	15"	4"	3"	42"	19"	52"	20"	1 $\frac{3}{4}$ "	2 $\frac{1}{2}$ "	17 $\frac{1}{2}$ "	6	2.25	60 gal.
6030-17	N/A		60"	30"	9"	14"	4"	3"	41"	18"	52"	18"	1 $\frac{3}{4}$ "	2 $\frac{3}{4}$ "	N/A	6	2.25	47 gal.
6032	N/A		59 $\frac{3}{4}$ "	32"	9"	16"	4"	3"	41"	20"	52"	20"	1 $\frac{3}{4}$ "	2 $\frac{1}{2}$ "	17 $\frac{1}{2}$ "	6	2.25	63 gal.
6036	N/A		59 $\frac{3}{4}$ "	36"	9"	18"	4"	3"	41"	24"	52"	20"	1 $\frac{3}{4}$ "	2 $\frac{1}{2}$ "	17 $\frac{1}{2}$ "	6	2.25	65 gal.
6630	N/A		65 $\frac{3}{4}$ "	29 $\frac{3}{4}$ "	9 $\frac{1}{2}$ "	15"	4"	3"	47"	18"	58"	20"	1 $\frac{3}{4}$ "	2 $\frac{1}{2}$ "	17 $\frac{1}{2}$ "	6	2.25	68 gal.
6632	N/A		65 $\frac{3}{4}$ "	32"	9"	16"	4"	3"	47"	20"	58"	20"	1 $\frac{3}{4}$ "	2 $\frac{1}{2}$ "	17 $\frac{1}{2}$ "	6	2.25	70 gal.
6636	N/A		65 $\frac{1}{2}$ "	35 $\frac{1}{2}$ "	9"	18"	4"	3"	47"	24"	58"	20"	1 $\frac{3}{4}$ "	2 $\frac{1}{2}$ "	17 $\frac{1}{2}$ "	6	2.25	75 gal.
7232	N/A		71 $\frac{1}{2}$ "	31 $\frac{3}{4}$ "	9"	16"	4"	3"	52"	20"	63 $\frac{1}{2}$ "	20"	1 $\frac{3}{4}$ "	2 $\frac{1}{2}$ "	17 $\frac{1}{2}$ "	6	2.25	80 gal.
7236	N/A		71 $\frac{1}{2}$ "	35 $\frac{3}{4}$ "	9"	17"	4"	3"	52"	24"	64"	20"	1 $\frac{3}{4}$ "	2 $\frac{1}{2}$ "	17 $\frac{1}{2}$ "	6	2.25	95 gal.
7240	N/A		71 $\frac{1}{2}$ "	39 $\frac{3}{4}$ "	9"	20"	4"	3"	52"	28"	64"	20"	1 $\frac{3}{4}$ "	2 $\frac{1}{2}$ "	17 $\frac{1}{2}$ "	6	2.25	107 gal.
<b>Amps</b>			<b>Volts</b>			<b>Breaker</b>			<b>Dedicated Service</b>									
13.5			120			20 amp			GFCI Protected									



Model	Island Drop-In			3 Wall Installation		
	(L)ength	(W)idth	(H)eighth Finish	(L)ength	(W)idth	(H)eighth Ledger Molded
6030	58"	28"	19 $\frac{1}{4}$ "	59 $\frac{3}{4}$ "	29 $\frac{3}{4}$ "	20 $\frac{3}{4}$ "
6030-17	58"	28"	18"	60"	30"	18 $\frac{3}{4}$ "
6032	58"	30"	19 $\frac{1}{4}$ "	59 $\frac{3}{4}$ "	32"	20 $\frac{3}{4}$ "
6036	58"	34"	19 $\frac{1}{4}$ "	59 $\frac{3}{4}$ "	36"	20 $\frac{3}{4}$ "
6630	64"	28"	19 $\frac{1}{4}$ "	65 $\frac{3}{4}$ "	29 $\frac{3}{4}$ "	20 $\frac{3}{4}$ "
6632	64"	30"	19 $\frac{1}{4}$ "	65 $\frac{3}{4}$ "	32"	20 $\frac{3}{4}$ "
6636	64"	34"	19 $\frac{1}{4}$ "	65 $\frac{3}{4}$ "	35 $\frac{1}{2}$ "	20 $\frac{3}{4}$ "
7232	70"	30"	19 $\frac{1}{4}$ "	71 $\frac{1}{2}$ "	31 $\frac{3}{4}$ "	20 $\frac{3}{4}$ "
7236	70"	34"	19 $\frac{1}{4}$ "	71 $\frac{1}{2}$ "	35 $\frac{3}{4}$ "	20 $\frac{3}{4}$ "
7240	70"	38"	19 $\frac{1}{4}$ "	71 $\frac{1}{2}$ "	39 $\frac{3}{4}$ "	20 $\frac{3}{4}$ "

Disclaimer: Certain options or altering the pump/blower location may cause the pump/blower to extend beyond the tub decking. For cutout dimensions wait for unit to arrive. All specifications subject to change without notice.